













Appendix I
2020 Capital Performance and Impact on Capital Reserves and Reserve Funds

2020 Capital Spending (\$'000)			
Service		Actual Gross Expenditure Jan.1 - Dec. 31, 2020	T3 Investment Highlights
Property Tax Supported			
	Early Years & Child Care	\$4,531	GovGrants technology project (\$2.2M) and Community-based Capital Program (CBCP) (\$2.3M). CBCP is 100% externally funded from the Ministry of Education.
	Housing Support	\$77,501	In year spending for construction of 360 City Centre (\$18.4M) and Brightwater Housing (\$12.6M), purchase of a Peel Family Shelter (\$14.3M), State of Good Repairs for Peel Living Capital Loan (\$7.8M), and pre-construction for East Avenue Housing (\$7.1M).
	Long-Term Care	\$38,787	Expenditures primarily on Seniors Health & Wellness (\$37M), roofing replacement (\$0.4M) at Davis Centre, repair of gas leaks (\$0.2M) at Peel Manor, replacement of humidifiers (\$0.1M) and ovens (\$0.1M) at Malton Village, lifts replacement (\$0.1M) and rectifying basement leakage (\$0.1M) at Sheridan Villa, and iPad replacement (\$0.04M) at all Long Term Care homes.
	Paramedics	\$5,560	Purchase of 28 Ambulance Fleet and Support Vehicles (\$4M) (six enhancement and 22 replacements), along with related enhancement and State of Good Repair equipment (\$0.5M) (i.e. defibrillators). Other significant drivers include the finalization and State of Good Repair work on stations (i.e. Streetsville, Bolton (\$0.7M), initial work on two new satellite stations (\$0.2M) and a replacement car wash (\$0.2M).
	TransHelp	\$2,514	Replacement of 20 buses and one inspector vehicle for a total of \$2M; Accessible Transportation Master Plan Implementation, technology investments to enhance service delivery and additional costs for TransHelp Yard enhancements.
Living		\$128,893	
	Roads and Transportation	\$92,642	In 2020 Transportation supported Regional growth with road widenings of Queen Street, Mayfield Road, The Gore Road, Mississauga Road, Dixie Road, interchange improvements on Courtney Park Drive (in coordination with Mississauga and the Ministry of Transportation Ontario) and at various key intersections for a total of \$46M. State of Good Repair projects included corridor improvements on Erin Mills Parkway, Alton Village and the resurfacing of Dixie Road and totaled \$33M. Other major works performed in 2020 included structure repairs and replacements, noise and retaining walls and storm system improvements as well as continued implementation of active transportation infrastructure.
	Waste	\$10,307	State of Good Repair projects accounted for a total of \$3.6M and included projects like Landfill Management, Replacement of Gore covers, concrete repairs at various sites, etc. Ongoing investment toward 75% diversion target amounted to \$2.3M and included investment in Anaerobic Digestion Facility of \$0.9M. \$2.0M was spent on Waste collection carts to service new residents and to replace damaged carts. \$1.3M was spent on upgrade and site works of Peel Integrated Waste Management Facility to bring it in compliance with market regulations and to maximize revenue by selling cleaner products.

2020 Capital Spending (\$'000)			
Service		Actual Gross Expenditure Jan.1 - Dec. 31, 2020	T3 Investment Highlights
	Other*	\$4,906	Invested in the following services: (1) Land Use Planning (\$3.9M) spending consists of projects such as Greenlands Securement (\$1.7M), Watershed Planning (\$0.5M), Provincial Growth Plan Conformity Studies (\$0.5M), and Growth Management Support (\$0.3M). (2) Chronic Disease Prevention (\$0.4M): spending in Electronic Medical Record (eMR) and Wellfort Dental Clinic Upgrade (3) Community Investments Program - Grant Management System (GovGrants) (\$0.3M) (4) Heritage (\$0.3M): Maintenance projects to ensure the state of good repair of Regional heritage facilities.
Thriving		\$107,855	
	Leading**	\$15,711	Expenditures for Leading include technology investments to enable a mobile workforce (\$3.5M), capital maintenance to ensure the state of good repair of Regional office facilities (\$3.0M), advancement of the Enterprise Asset Management program (\$1.2M) and technology infrastructure and solutions (\$6.2M).
Leading		\$15,711	
Regionally Controlled Services		\$252,459	
External Agencies - Thriving			
	Peel Regional Police (PRP)	\$33,670	Peel Regional Police's year-to-date capital spending of \$33.7M includes purchases of Information Technology and Equipment assets (\$16.7M), renovation, maintenance and expansion of Facilities (\$8.7M) and the purchase of Vehicles (\$8.3M).
	Ontario Provincial Police (OPP)	\$85	Southfields OPP extended office project is on track; the final phase of the project requires a facility review process for any deficiencies, LEEDS standards certification process and related costs. The Project closeout is anticipated by the end of T2 2021.
	Conservation Authorities	\$7,100 (Expenditure)	Jim Tovey Lakeview Conservation Area Project is on track. Construction is ongoing. Revenue from Clean Fill fees is trending high during this phase of the construction and expected to end by 2021.
		(\$5,139) (Recovery)	
Regionally Financed External Agencies		\$35,716	
Total Property Tax Supported		\$288,175	

2020 Capital Spending (\$'000)		
Service	Actual Gross Expenditure Jan.1 - Dec. 31, 2020	T3 Investment Highlights
Utility Rate Supported - Thriving		
	Water Supply	\$211,706 The main drivers for spending comprised of: (1) \$86.5M or 41% of spend in active construction projects to support development in Peel including Burnhamthorpe Road Feedermain, Britannia Road East Feedermain, Silverthorn Reservoir and Pumping Station and Webb Drive Feedermain; (2) \$64.1M or 30% of spend in watermain replacement to maintain aging infrastructure in a state of good repair and system improvements; (3) \$24.6M or 12% of spend in Water Treatment Plant and pumping station rehabilitation; and (4) \$13.2M or 6% of spend is related to construction of a new salt storage facility at Copper Yard, which increases salt storage capacity requirements, while meeting all environmental best practices.
	Wastewater	\$175,904 The main drivers for spending comprised of: (1) \$56.0M or 32% of spend in wastewater collection rehabilitation projects to maintain aging infrastructure in a state of good repair; (2) \$39.7M or 23% of spend in active linear construction projects to support development in Peel including Cawthra Road Sanitary Trunk Sewer, West Trunk Sewer Twinning and Duke of York Sanitary Trunk Sewer; (3) \$33.9M or 19% of spend in active wastewater treatment construction projects to support growth in Peel at G.E Booth and Clarkson, and (4) \$33.7M or 19% of spend in Wastewater Treatment Plant rehabilitation.
Total Utility Rate Supported - Thriving		\$387,610
Total Region Controlled		\$640,069
Total Region		\$675,785
*Other includes Land Use Planning, Chronic Disease Prevention, Community Investment, and Heritage, Arts & Culture. **Leading includes Corporate Services, Finance and Digital & Information Services		