



April 29, 2021

Chair Iannicca and Members of Council
Region of Peel
10 Peel Centre Drive
Brampton, ON
L6T 4B9

RECEIVED

April 28, 2021

REGION OF PEEL
OFFICE OF THE REGIONAL CLERK

Dear Chair Iannicca and Members of Council,

RE: April 29th Planning and Growth Management Committee - Item 5.3 - *Draft Inclusionary Zoning Feasibility Analysis and Policy Directions*

In Peel Region, the building and renovation industry provides over 4.9 billion in investment value and employs over 39,000 people¹. As a simple rule of thumb one crane in the sky is equal to 500 jobs. BILD is the voice of the home building, land development and professional renovation industry in the Greater Toronto Area and Simcoe County. Residential Construction is a key economic driver to every community in Canada.

The Building Industry and Land Development Association ('BILD') and our Peel Chapter members are in receipt of the April 29th Planning and Growth Management Committee report and presentation materials entitled *Draft Inclusionary Zoning Feasibility Analysis and Policy Directions*, and we would like to take this opportunity to share our preliminary comments with you.

For background, BILD had made a submission in response to the December 10th Council report entitled *Peel 2041+ Regional Official Plan Review and Municipal Comprehensive Review Update*. This submission included a report prepared by PM Strategies entitled *Inclusionary Zoning - Jurisdictional Scan of Practices*, which is attached to this submission as well. As a reminder, this report reviewed the Inclusionary Zoning (IZ) practices of two Canadian and eight US cities to determine what are the most typical and effective elements of their respective approaches, and ultimately shows that mature IZ policies all provide for a range of offsets, incentives, and public subsidies to ensure the ongoing viability of housing production and to deliver IZ units in larger numbers.

Following this submission and further developments in the Region's review, BILD formulated the Peel IZ working group and met with Regional and local Staff to discuss the preliminary findings of the N. Barry Lyon Consultants (NBLC) report. With the NBLC feasibility assessment report now released, the BILD Peel IZ working group looks forward to reviewing these materials and the opportunity to meet again with Regional Staff to continue our discussions.

We would also like to share with you *BILD's Municipal Framework for an IZ Partnership*, which is attached herein for your review. Within this framework, it touches on the following 4 themes; (1) Partnership, (2) Setting the Right Parameters, (3) Implementation & Transition, and, (4) Operation and Maintenance. We view these themes as the four critical components of any IZ policy framework. We would like to take the opportunity to emphasize the recommendations under the "partnership" theme and the need for important need for incentives in order to make these policies feasible.

REFERRAL TO _____
RECOMMENDED _____
DIRECTION REQUIRED _____
RECEIPT RECOMMENDED ☒

¹ Based on 2018 Canadian Mortgage and Housing Corporation and Statistics Canada data

This need for incentives is also recognized and supported in local affordable housing strategies such as the City of Mississauga's *Making Room for the Middle: A Housing Strategy for Mississauga* plan – attached for your reference. As seen on page 8 of the strategy, the background studies for that strategy quantify the affordability gap and find that **the market is unlikely to build housing that is affordable to middle income households without incentives** and they too highlight successful best practice interventions used by other cities. More specifically, in looking to remove barriers, in section 3.b. of the strategy's action plan, the City seeks to “establish official plan policies to support inclusionary zoning such as contribution requirements, agreements for rental or affordable units, **incentives per unit**, support processes such as development standards or pre-zoning, **waiving Section 37 contributions**”. We believe that this understanding would be applicable for not only the City of Mississauga, but the Region as a whole.

Not only mentioned in the City of Mississauga's best practices review within their housing strategy, but also mentioned within the PM Strategies jurisdiction scan, the inclusionary zoning tool is **only** found to be effective with the addition of incentives – from all levels of government. The Region's proposed direction with inclusionary zoning to address the need for long-term affordability is consistent with best practices in other cities but is not fully accompanied by the offsets, incentives, or subsidies offered elsewhere to make it a viable, sustainable proposition for the private sector. As noted in the jurisdiction scan, the total cost of Application Fees, Development Charges, Parkland Contributions, Section 37 payments, and soon the Community Benefit Charge can account for 20%-25% of the cost of a new home. The reduction or elimination of those costs from the units created by Inclusionary Zoning would make a meaningful impact on their affordability as these costs would be passed on to the new residents of Peel.

As noted above, we look forward to continuing our discussions with Regional Staff through our BILD Peel IZ working group, specifically as it relates to the details of the NBLC feasibility assessment. In the meantime, we hope that you will take these comments into consideration. If you have any questions or comments, please do not hesitate to contact the undersigned.

Stay safe and healthy,



Jennifer Jaruczek
Planner, Policy and Advocacy BILD

CC: BILD Peel IZ Working Group



INCLUSIONARY ZONING

JURISDICTIONAL SCAN OF PRACTICES IN SELECT CANADIAN AND US CITIES -

LESSONS FOR TORONTO

Prepared by:
Peter Milczyn - October 2020

(416) 569-2135 peter@pmstrategies.ca

INCLUSIONARY ZONING

JURISDICTIONAL SCAN OF PRACTICES IN SELECT CANADIAN AND US CITIES - LESSONS FOR TORONTO

TABLE OF CONTENTS

EXECUTIVE SUMMARY	2
POLICY TYPE	3
THRESHOLDS & TRIGGERS	3
EXTENT OF OBLIGATIONS	4
Determining Unit Set-Aside Rates	4
Form of the Set-Aside Taken	5
Cash-in-lieu	5
Incremental Evolution over time	6
TERM OF AFFORDABILITY	7
AFFORDABILITY LEVELS	7
OFFSETS & INCENTIVES	8
USE OF PUBLIC SUBSIDIES	10
OUTCOMES IN ACHIEVING HOUSING TARGETS	11
KEY FINDINGS	11
LESSONS FOR TORONTO	12
SUMMARY	16
REFERENCES	17
APPENDIX 'A'	18
-Comparative Charts of Inclusionary Policies of each City	

Executive Summary

The City of Toronto had been advocating for the power to implement Inclusionary Zoning for at least a decade prior to the Government of Ontario making changes to the Planning Act in 2017 that allowed for this tool to be utilised. In April 2018 Ontario Regulation 232/18 came into effect granting Inclusionary Zoning authority to municipalities. In 2019 Bill 108, the *“More Homes, More Choice”* Act limited the applicability of Inclusionary Zoning only to areas near Major Transit Stations, or where a Community Planning Permit bylaw was in effect.

Soon after Regulation 232/18 came into effect City of Toronto staff began the process required to develop the Official Plan policies and Zoning Bylaw Amendment required to bring into effect Inclusionary Zoning. Integral to that process is the requirement to have an independently reviewed, financial assessment and economic viability analysis of the Toronto housing market to determine the parameters for Inclusionary Zoning. The City retained NBLC to undertake this work. Each new amendment to Provincial Legislation or Regulations has had implications for Inclusionary Zoning that required further review to occur.

Inclusionary Zoning has been utilised since the 1970's in various jurisdictions. In the 1990's it began to be widely adopted across the United States. In Canada the provinces of British Columbia, Alberta, Manitoba, and Quebec were the first to allow municipalities to use this mechanism to secure the construction of affordable housing. Currently the City of Vancouver, its neighbouring municipalities, and the Montreal Metropolitan region are the most prominent and active locations for the use of Inclusionary Zoning in Canada.

This report reviews the Inclusionary Zoning practices of two Canadian and eight US cities to determine what are the most typical and effective elements of their respective approaches. With this review there is a yardstick against which the City of Toronto's draft Official Plan Amendment, and Zoning Bylaw Amendment can be assessed.

The cities examined are;

Montreal	New York City
Vancouver	Portland
Boston	San Francisco
Chicago	Seattle
Los Angeles	Washington, DC

Toronto's proposed approach is in some ways consistent with the best practices found in these other jurisdictions. In other ways it falls short, or it simply leaves too many unanswered questions to understand the implications of the design of the policy. It is clear that the proposal is still very much a work in progress.

The financial and economic viability assessment which must underpin the entire framework has not been updated to reflect the new Community Benefit Charge, Toronto's proposed changes to the definition of affordability, or the potential impacts of Covid19 on the housing market.

The proposal to institute Mandatory Inclusionary Zoning (on as-of-right development), without any offsets, is likely to reduce the amount of new development activity in some areas around Major Transit Stations. This constraint on new housing supply will drive prices up further, and ultimately freeze more middle-income earners out of the housing market. In the end fewer affordable Inclusionary Units will be created, with no winners coming out of this proposed approach.

Toronto's proposal to differentiate between the viability of condominium and rental construction is sound. The insistence on long term affordability represents a best practice and sound public policy, but there is no explanation of how this will be made sustainable over a ninety-nine year term.

The failure to address offsets and incentives, as all of these peer cities have done is a significant departure from best effective practices. Many questions remain about the level of affordability that is expected, and what financial measures will be put in place to support long-term affordability.

The mechanism to monitor and manage, what will become a continually expanding portfolio of affordable units has not yet been addressed. Critical questions such as who will monitor income levels of the residents of the units and what enforcement will be in place to ensure the units serve the intended households remain unanswered.

There is no doubt that some form of Inclusionary Zoning will be implemented in Toronto. It must be viable, sustainable, and effective. The proposed approach put forward requires significant changes to achieve the goals and aspirations the City has for the creation of new, long-term, affordable housing by requiring Inclusionary Zoning.

Policy Type

The type of Inclusionary Policy approach that a municipality adopts for its Inclusionary Housing regime is, usually, described as either Mandatory or Voluntary.

Mandatory policies apply to all new residential development, subject to the minimum threshold. In rare instances it also applies to non-residential development, such as in Seattle, where it applies to commercial developments in excess of 4,000 square feet. In the Seattle case the intent appears to be to create workforce housing, although not necessarily on site. Cities adopting Mandatory policies often have complex approaches to the scale of development that will be subject to the policy, the set aside rates, affordability levels, and options for how the Mandatory policy can be fulfilled.

So called Voluntary policies are designed to apply to developments where there is an application to change land use to allow for residential development, or to seek increases in density and height. A developer may “voluntarily” seek these changes but the requirements for the creation of Inclusionary Zoning under those circumstances are mandatory. They are codified into law, are equally prescriptive as Mandatory policies, and municipalities offer little flexibility to divert from those requirements.

There are two types of Inclusionary Zoning:

Mandatory – applying to all residential development

Voluntary – so called as it applies when a proponent chooses to seek changes to land use, zoning, or increases in height and density

Toronto is proposing a Mandatory Policy

Thresholds & Triggers

Thresholds for project size range quite greatly across the ten jurisdictions reviewed for the purpose of this study. However, there are two basic approaches. Small projects or large projects, with nothing in between.

A project size of ten units is quite typical (Boston, Chicago, New York at 11 units, San Francisco, Washington). Portland applies IZ requirements for project of 20 units or greater. Seattle is an outlier as just one new residential unit triggers an IZ requirement, reflecting a strong mechanism to collect cash-in-lieu funds.

Los Angeles has no set project size as their regime is triggered solely by rezoning applications. Virtually all rezoning applications will therefore trigger some level of IZ requirement.

The Canadian cities (Montreal & Vancouver) have taken a different approach. They apply IZ to larger projects where the impact of IZ will be much greater. This also reflects each city's goal to secure permanently affordable and publicly (or non-profit) owned rental housing. Vancouver refers to this approach as moving towards the "Right Supply of Housing".

Montreal, upon a rezoning, applies IZ to projects of 100 units or greater, or to projects that will add 9,000m² of new residential gross floor area.

Vancouver, upon a rezoning application, applies IZ to projects of 200 units or greater, or on large sites (2 or more acres). The city's view is that scale is important and that the ability to build sustainable affordable housing requires that scale.

Vancouver does provide for the ability to request that the Planning Department consider easing the requirements if it can be independently demonstrated that the IZ requirements for a particular project would render it non-viable. Other municipalities also provide that where there is some unique circumstance whereby a development must contribute to some other extraordinary public benefit a relaxation of the requirements can be considered. A typical reference is to the preservation of Heritage structures where there may be physical constraints on a site impeding a larger development.

Toronto's ability to apply Inclusionary Zoning requirements is limited to areas within an 800 metre radius of a Protected Major Transit Station Area (PMTSA), so the City's proposed set aside rates will capture most of the development occurring in those areas.

Extent of Obligation

Determining Unit Set-Asides

There are several approaches that are taken to determine the rate of set-aside for units created through the IZ mechanism. A market and financial viability analysis is commonly utilised, in the same way that it is required of Ontario municipalities. Most cities recognize that there are different market conditions throughout their jurisdiction, and they tailor the set-aside rates based on the strength of the local sub-market. This approach is utilised in Washington DC, Portland, New York, Seattle, and San Francisco, and to a lesser extent in Chicago. This is also the direction that Toronto is proposing to take.

Some municipalities have uniform set aside rates, but the cash-in-lieu rate is based upon the location of the contributing site reflecting the cost of housing in that location and the value that a project can generate.

San Francisco's set aside rates are linked to the size of the project, with significantly higher rates for projects of 25 or more units.

Project size thresholds usually fall into one of two categories

Low threshold sizes are typically 10 units, Seattle's is just 1 unit

High threshold sizes are 100 – 200 units

Toronto is proposing 100 units in strong market areas, and 140 units in moderate market areas

Set-aside can be calculated as a percentage of total units, or as a percentage of Gross Floor Area

Some cities use the Gross Floor Area attributable to the increased density. Other cities use the Gross Floor Area of the entire project.

Toronto proposes to use the residential Gross Floor Area of the entire project

The level of affordability is also used as a determinant of the set aside rate. Portland and Los Angeles vary their set aside rates depending on the level of household income that the units are designed to serve. In Portland IZ is generally to serve moderate income households at 80% of AMI (area median income), however if the required units serve lower income households at 60% of AMI the set aside rate is halved (8% vs 15%, or 10% vs 20% in the downtown core).

Additionally there is a difference among municipalities on whether their calculation is a percentage of units, a percentage of the Gross Floor Area of the entire project, or a percentage of the additional Gross Floor Area created as a result of the rezoning or a density bonus. Most municipalities are either taking a percentage of Gross Floor Area, or are contemplating moving to that model.

Montreal's approach is slightly more complicated as they require a percentage of units, but for purposes of that calculation they deem an average unit to be between 90m².

Form of the Set-Aside Taken

Vancouver has established that as a priority they prefer the set aside from larger sites (2 acres or more) to be a "dirt site" that will be able to accommodate the construction of the required number of social housing IZ units. The City funds the construction of those units with a combination of available Municipal, Provincial, and Federal funds. They sometimes accept this "dirt site" as an irrevocable option to buy the land for nominal consideration and they can sell the option in the future for a profit. The funds from the sale are reinvested into other housing projects.

Since Vancouver's focus is on larger development, they prefer to secure units as an "Air Space Parcel" meaning a contiguous block of units within a larger building or development. This allows for the ownership to be held by the City or a selected non-profit housing provider. The IZ component may have its own entrance and amenities. This helps to reduce ongoing operational and maintenance costs. This is unlike many US cities which prefer units to be scattered throughout a building. Toronto is also expressing a preference for scattered units, and not adopting a so-called "poor door" approach. The Vancouver model has considerable merit for larger projects.

Montreal also is willing to accept land, stand-alone buildings, or blocks of contiguous units within a building. This is due to the requirement for the provision of social housing from developments.

American cities, generally, only expect the required units to be built by private developers and incorporated into their developments, or as stand alone privately owned affordable housing. A few cities will also accept that the percentage of affordable units can be provided in an existing rental building with the level of affordability and duration of the term secured by agreement and registered on title.

New York City leverages IZ production through the offer of city owned sites for new residential development to build large scale mixed income communities, often in relatively less developed or advantaged neighbourhoods.

The form of the set-aside required can vary. Most cities provide a range of options;

Units on Site

Units off Site

Cash-in-lieu

Land for Affordable
Housing Development

Toronto is proposing On or
Off Site units

Toronto is not allowed to
accept cash-in-lieu of units

Cash-in-Lieu

While Toronto is restricted by Regulation from establishing a cash-in-lieu mechanism it is important to understand how other cities utilise this option as part of their overall approach to IZ policy. However, Toronto does have the potential ability to generate funds from the units that are built. This is explained later in this section.

Cities such as Boston, Chicago, New York, and San Francisco charge in-lieu fees that represent the construction cost or land value cost of the unit that is not provided. Boston requires a payment per unit of between \$200,000 to \$380,000. Chicago fees are from \$50,000 to \$235,000 per unit. New York requires payments of between \$230/sf up to \$1,165/sf for unbuilt units. San Francisco charges \$199.50 per unbuilt square foot.

Los Angeles distinguishes between rental and ownership units. Unbuilt rental units in Los Angeles are to compensate the City from \$53,000 to \$102,000 per rental unit. For unbuilt ownership units they can charge up to \$400,000 per unit.

Additionally Los Angeles adopted an Affordable Housing Linkage Fee in 2018 that applies to all types of new development (except prescribed affordable housing, student housing, & seniors housing) with fees ranging between \$3.11 to \$18.69 per sf depending on the area. The funds go to the Affordable Housing Trust.

Portland, and Seattle charge much lower rates-in-lieu of providing the units, reflecting a more nuanced approach to the viability of IZ especially as it impacts smaller projects. Montreal's approach is more complicated with varying fees for unbuilt units and acquisition of land upon which to build affordable or social housing.

Under Ontario Regulation 232/18 the City can take up to 50% of the sale price of an affordable unit. This provision does not distinguish between different tenures of units.

The City of Toronto will potentially be able to secure funds from the sale of ownership units. Affordable Ownership units when sold by a developer will represent a discounted unit price, with the funds normally flowing to the developer as part of the project's revenue, however the city may take a portion of those sales. Through long term affordability and price controls imposed on ownership units the city could receive a share of the proceeds of all future re-sales of those affordable units. The portion of this revenue that Toronto may retain has not yet been divulged by the city.

Affordable rental units in theory could be sold by a developer to a non-profit housing provider, that may be able to secure funding for the purchase by a CMHC backed mortgage or grant. The City has not provided any information on how they may view such transactions.

Incremental Evolution over time

It is important to note that the cities reviewed for this study have all had IZ policies in place for fifteen years or longer. Their current requirements for contributions are higher than what their original policies required. On average these jurisdiction revise and update their policies approximately every five years. Each time the policies are revisited, the set aside rates and other elements of the policies are made more demanding. This is partially a function of incrementalism, and partially as a result of the fact that the policies never produce enough new affordable housing to keep up with the growing need.

Montreal City Council is currently considering a Mandatory Inclusionary Housing policy that, if approved, will apply to all new development of 5 units or more. With maximum set asides rising from 30% of units to 40%, but with a robust cash-in-lieu mechanism offering an opt-out to developers.

Term of Affordability

Most cities' IZ requirements are moving towards long term or permanent affordability. There are a few different approaches depending upon the jurisdiction.

In New York City a critical component of their IZ regime is that projects providing Affordable Rental units are benefitting from a 35-year property tax waiver. The term of guaranteed affordability is tied to that programme. The expectation is that at some point in the future there may be extensions to that programme. New York City also has some of the strictest rent control regimes anywhere in North America so even with the loss of the property tax waiver existing tenants would continue to have significant protections from future rent increases.

Boston provides for an initial term of 30 years, with options to extend for 20-year intervals. Seattle requires a 50-year term.

Vancouver and Montreal's focus on securing units as social housing. This provides an important guarantee of long-term affordability. In Vancouver privately owned rental units are required to guarantee their affordable units for 60 years.

In all cities Affordable Ownership units are protected through the use of covenants on title, or mortgages held by cities that ensure that future sales will not result in windfall profits for owners. Many cities have strong monitoring practices for these units and controls in place so that units may not be sold, or leased to tenants, without the permission of the respective jurisdiction.

Affordability Levels

Across all jurisdictions rents and sale prices are tied to average median incomes (AMI) or family median incomes (FMI).

In some cities where target incomes are 30%-60% of AMI the primary goal is to create housing for lower income households. Cities that require housing for households above 60% to 100%, and even higher, are trying to provide a housing solution for moderate income households, sometimes this is also referred to as workforce housing.

Diversifying the level of affordability for secured IZ units is a practice that is becoming more popular. As an example, in San Francisco a large purpose-built rental project is required to set aside 20% of their units. Of that number 12% are to be at 55% AMI, 4.25% at 80% AMI, and 4.25% at 110% AMI. Boston, New York, Portland, Seattle and Los Angeles all have adopted a similar approach.

New York, Portland, Seattle, and San Francisco have requirements targeting some of the lowest income households with some units to be provided with rents as low as 30% of AMI. New York, Portland, and Los Angeles give developers the option to choose their level of set-aside but with the knowledge that the lower set-aside rates commit the developer to provide deeper affordability. The units with deep affordability, 30%-50% of AMI, also qualify for public subsidies.

Cities set Affordability levels as a percentage of Area Median Incomes (AMI) or Family Median Incomes (FMI)

Units for Moderate Income households fall between 60%-100% of AMI

Lower Income households have incomes between 30%-60% of AMI

Toronto is proposing to provide IZ units to Lower Income Households between 20%-60% of AMI, the deepest affordability level among the comparator peer group

Portland allows for the provision of the IZ units off-site in existing rental buildings with the provision of deep subsidies at 30% of FMI with a 15% set aside. This level of affordability may make the project eligible for additional Federal Low-Income Housing Tax Credits and municipal support.

The US approach to affordable rental units that are privately owned is to assume that the landlord will cross subsidise the units. This may be feasible in a purpose-built rental building but cannot be sustained in a condominium building. US cities set aside funds to provide assistance for special assessments and increases in condo maintenance fees that are higher than inflation. The lowest income households may be provided with direct housing assistance, or it may be provided to the landlord, depending on the jurisdiction.

Toronto's affordability levels would offer some of the deepest levels of affordability among all the cities reviewed in this study. This is proposed to be the case for both rental and ownership units.

Offsets & Incentives

The most common form of incentive being offered by municipalities across all jurisdictions reviewed is the provision of additional height and density. The relaxation of certain development standards is also very common, especially reduced parking rates. More flexibility on building setbacks, open space requirements, and transitions to neighbouring properties is also common.

California which is one the States with the greatest number of municipalities enacting Inclusionary Zoning, has a state-wide density bonus provision whereby increases in density of up to 30% are allowed in most circumstances when affordable housing is included in a development, and can override local zoning by-laws. When a municipality, such as San Francisco, made IZ mandatory on all residential development the offset/incentive available to developers is to avail themselves of that potential density bonus. This provision was specifically designed by their Legislature to work with Inclusionary Zoning.

New York State crafted a Property Tax Exemption for purpose built rental housing that includes prescribed amounts of affordable units that works in tandem with the New York City mandatory Inclusionary Zoning requirements. City and State leaders negotiated these provisions. This provision was specifically designed by their Legislature to work with Inclusionary Zoning.

The State of Oregon provides a Construction Excise Tax exemption on the affordable units.

In other cities where IZ is mandatory for all residential development it is challenging to find data indicating how many units are being constructed under as of right zoning and how many are seeking some form of relief from the zoning bylaws. Those municipalities do however offer cash-in-lieu options which may be appealing to many developers. The impact of various State and Federal tax breaks also has to be considered as being an important factor in the viability of Inclusionary Zoning in as-of-

Most typical incentive offered is an increase in height or density upon rezoning

California projects benefit from mandated density bonuses available for as-of-right projects throughout the state

Relaxing certain development standards such as parking is common

Most cities offer waivers or reductions of development charges, and other fees

Rental development can be incented by Property Tax waivers

Toronto is offering nothing other than what can be negotiated through the rezoning process

right developments in the US. Lower income housing attracts significant investment from institutional and other investors across the US who view it as a sound, long-term, socially responsible investment. However, that investment is grounded in the tax incentive programmes.

All the cities reviewed offer some measure of reductions in fees and levies for the production of IZ units. Vancouver waives development charges on the IZ units produced. Montreal offers waivers and reduced charges. These approaches are not codified within the IZ bylaws or ordinances but are indeed the practice across these jurisdictions.

Toronto's drafting of the Official Plan policies and Zoning Bylaw amendments in isolation from the necessary approaches to offsets, incentives, and subsidies that are undertaken in all the other jurisdictions makes it difficult to make a comparison of the impact and effectiveness of Toronto's approach on the production of all housing, let alone affordable housing. However it is known that Toronto's per unit levies, fees, and charges are typically significantly higher than most US jurisdictions, ultimately impacting the cost to produce new housing here.

Altus Group completed a study of government charges imposed on new housing developments in Canadian municipalities, including Toronto, compared to several major cities in the United States (US). The US markets reviewed in the September 2019 study included cities that utilized inclusionary zoning (or fees in lieu of providing units on-site), including Boston, New York City, San Francisco, and Miami. The analysis quantifies the various municipal, provincial/state, and federal costs imposed on new housing.

The government charges for high-rise units in Toronto (as of September 2019) amounted to approximately \$156,300, or 19.9% of the housing price, with the most significant costs being development charges, parkland dedication (or cash-in-lieu), sales taxes and land transfer taxes.

By comparison, the four US cities with IZ are subject to government charges averaging approximately \$112,300 per unit, or 7.9% of housing prices.

If the significant costs of IZ being imposed on high-density developments in the City of Toronto were included, the government charges on new housing development in the City would be significantly higher than the comparison jurisdictions.

Affordable & Low-Income Housing built in US cities can benefit from generous tax credits such as the Low-Income Housing Tax Credit (LIHTC)

Chicago offers Tax Increment Financing

New York City offers Property Tax Exemptions for 35 years on Rental projects

Vancouver and Montreal rely on Federal/Provincial/Municipal funds to build some of their Lower Income Inclusionary Units

Toronto is not considering any form of subsidies to support the long-term affordability of Inclusionary Units

Comparison of Government Charges for Hypothetical High-Rise Development Scenario

	Government Charges	
	Per Unit \$/ Unit	As % of Housing Price Percent
City of Toronto (w/o IZ)	156,297	19.9%
US Municipalities (w/ IZ)	\$/ Unit (CAD)	Percent
City of Boston	77,204	6.2%
New York City	79,376	3.2%
City of Miami	119,288	13.3%
City of San Francisco	173,359	9.0%
Average	112,307	7.9%

Note: Costs are based on high-rise development scenario consisting of 125 units on a 0.52-hectare parcel

Source: Altus Group Economic Consulting, Comparison of Government Charges on New Homes in Major Canadian and US Metro Areas, (September 13, 2019)

Use of Public Subsidies

The American cities reviewed in this paper all benefit from Federal programmes designed to assist with the construction of new affordable housing. There exists a high level of bi-partisan support for these programmes at the US Capitol because both parties can agree on the need for more affordable housing, and that private sector has a critical role in building that housing.

The Low-Income Housing Tax Credit (LIHTC) is the primary means for private developers to be incentivised to build affordable housing. Private developers apply for a certain amount of Tax Credits on a per project basis. There are criteria on how many units must be affordable, the level of affordability, and that projects must be completed within a specified timeframe. The Tax Credits offer either a 4% or 9% Federal Tax reduction for up to 15 years. The LIHTC can be utilised by the developer themselves or be used to raise capital from private investors who receive the Tax Credits as part of their return on investment. Some states augment this programme to offer state tax credits as well. On average from 1995-2018 it has supported 1400 projects per year, producing 106,000 affordable units annually. There is nothing comparable available in Canada.

There are other US Federal housing programmes available for the refurbishment and redevelopment of existing affordable and social housing projects. There are State funds and municipal funds also available. All these funding sources combined are often utilised in American cities for urban renewal projects that constitute a significant portion of urban housing projects.

In 2017 the US adopted Opportunity Zone Legislation which applies to the lowest income census tracts throughout the US. Development and investment in those areas is eligible for up to a 100% Capital Gains exemption. While this can spur urban renewal in many American cities, it can also cause displacement and gentrification, driving housing prices up. The application of Inclusionary Zoning in those areas however does provide new, good quality, permanent affordable housing.

Chicago utilises Tax Increment Financing to support the creation of purpose-built rental housing, requiring specified levels of affordability and term of the guarantee. Boston allows developers where projects are only marginally viable to receive funding from the City's Inclusionary Development Fund.

New York City and Washington DC offer property tax relief. New York City is also actively engaged in the sale of public lands to stimulate new affordable housing developments.

Vancouver and Montreal access Federal and Provincial Housing programmes to help build the social housing unit projects which flow from their Inclusionary Zoning requirements. The National Housing Strategy has allocated \$17.15 Billion to support the construction of new affordable housing. The BC and Quebec governments have allocated additional pools of funds to augment the NHS.

Toronto will only provide subsidies if a project contributes more than the required amount of gross residential floor area, or deeper levels of subsidy.

In 2017 the City highlighted the achievement, in the Affordable Housing Action Plan for that year, that the City facilitated the creation of 85 affordable rental homes (at or below 80 percent of average market rents for a minimum of 25 years) as part of the Mirvish Village Redevelopment using federal and provincial funding as well as City financial incentives. This represents approximately an 11% set aside, but for a far shorter term, and less affordability than what the City expects the private sector to deliver, without subsidy, through the Inclusionary Zoning mechanism.

Outcomes In Achieving Housing Targets

A review of these jurisdictions has found that they have all secured affordable units through their Inclusionary Zoning. In every case the affordable units created through this mechanism were a critical element in the production of new affordable housing in their communities.

However, there are no municipalities that have achieved their stated goals for production of Inclusionary units. This appears to be the result of several factors. Over optimism of how much development activity will actually occur. The lag time between when a project is approved and when it is actually delivered. Difficulty in determining how investment decisions may be impacted by changes in IZ policies over time. In cities where the IZ policies have local variations by district, some development is shifted to areas with lesser, or no, inclusionary requirements.

The creation of new affordable units is tied to the strength of the local housing market to create new market housing. If market housing starts decline, so do IZ units. In all of the cities reviewed housing prices have been increasing regardless of the level of new construction. Constrained supply of land or units, where demand remains strong increases all housing prices. Demand for affordable units continues to outpace the production of units.

Projects which are reliant on some form of public subsidy may be delayed until the funds are made available.

Vancouver's real estate market has cooled, and a number of larger projects have stalled and are not moving ahead as quickly as was expected. There are overtures being made to City Hall to relax some of the Inclusionary requirements for specific developments, on the basis of economic viability.

Portland has seen a reduction in new housing starts since the more onerous IZ rules were put in place in 2017. There has been a reduction in building permits of 64%. The central core in particular has seen a decrease in new housing starts.

The impact of local politics is also a factor in the success of these policies. Where local elected officials limit the development potential of lands, consequently the production of IZ units is also reduced.

In Los Angeles the City and County are strong proponents of Transit Oriented Communities. There are specific density bonus and IZ policies for those areas. Planning staff were recommending additional zoning and development standards changes that would unlock more development potential along LA's major arterial roads served by transit. Due to community opposition the City Council rejected those recommendations in 2017 and therefore constrained the amount of development, and resultant production of IZ units near transit stations.

In New York City the implementation of Mandatory Inclusionary Housing in 2016 was proposed to be accompanied by significant changes to Zoning Bylaws and Development Standards that would apply to as-of-right development. New York City Council rejected those changes.

Key Findings

The jurisdictions reviewed all have Inclusionary Zoning policies that apply to a broad range of development activity in their communities.

Inclusionary Zoning requirements increase gradually over time, on average in five-year intervals.

Cities with a long history of Inclusionary Zoning are moving towards Mandatory policies that apply to all development. They may still apply differing approaches by District.

The cities with lower project size thresholds that trigger the requirements for Inclusionary units all have cash-in-lieu policies that provide an opt-in/opt-out ability for developers.

Cash-in-lieu fees are tied to the construction value, or the affordability gap in most cities.

Minimum set-aside rates generally are in the 10%-15% range. Variable rates across a jurisdiction are common based upon market strength of area. Rates increase in central districts. The rates may be variable based upon the level of affordability tied to the units.

Cities with Mandatory policies may have density bonuses for all housing that includes affordable units.

Long term, or permanent, affordability of the units is the goal in most cities.

Affordability levels are tied to area median incomes, or family median incomes. Most IZ policies target providing housing for moderate income and lower income households, both rental and ownership.

Cities which also require units available to low-income households have mechanisms in place to support those deeper affordability levels. Property tax exemptions, Tax Increment Financing, and capital grants are typical measures that are deployed.

Cities offer a range of offsets to reduce the cost of housing. Development charge waivers, reduced development standards, and streamlined permitting processes.

Lessons for Toronto

The addition of Inclusionary Zoning to Toronto's ability to secure affordable housing is a long-awaited endeavour. It will represent a real sea change in how the production of new affordable housing is determined. It will impact the housing market as a whole in many different ways.

The draft Official Plan Amendment and Zoning Bylaw Amendment forwarded by City Council for public consultation are the result of close to two years of study, research, and consultation by City Planning Staff.

In some respects, they adhere to best practices found in cities with mature Inclusionary Policies. In other respects, they fall short, or simply have not addressed all of the nuanced aspects of what makes an Inclusionary Zoning regime effective and sustainable.

Type of Policy

Adopting a Mandatory Inclusionary policy from the outset is a highly ambitious move. Most other cities began with versions of Voluntary policies (triggered upon rezoning) and only shift to Mandatory policy after the mechanisms and practices of how to administer them have been worked out. It also requires time for the development industry to adjust and become familiar with the new requirements and determine what works and doesn't work for them.

If the Mandatory policy is implemented a lengthier transition period should be enacted for as-of-right developments than for projects that are undertaking a rezoning process. Alternatively, and preferably, the Mandatory policy should offer additional density bonuses equal to, or greater than, the amount of the set-aside. This measure would make the shift to Mandatory Inclusionary Zoning easier to adapt to and maintain project viability.

Initial Inclusionary Zoning implementation should be limited to sites that are being rezoned, or

Provide density bonuses equal to, or greater than, the set aside taken to encourage Transit Oriented Development for as-of-right development

Thresholds & Triggers

The size of development that would trigger an Inclusionary Zoning requirement is consistent with what other Canadian cities have implemented.

Most other cities acknowledge that there may be circumstances when the provision of IZ units is not feasible. Examples of such situations are when a significant public benefit other than affordable housing is required to be provided, or where the retention and preservation of a heritage property may add constraints to the development of a site. The need for some measure of flexibility is warranted given that the IZ requirements are not appealable to the Local Planning Appeal Tribunal (LPAT).

The policy should allow for the ability to make a request to the Chief Planner, Executive Director of City Planning, for consideration to waive the Inclusionary Zoning requirements on an exceptional basis. Staff could require a site-specific financial viability assessment be conducted by a third party to confirm the grounds for the request. It would remain within City Council's discretion to accept, or reject, the Chief Planner's recommendation.

Adopt a policy that allows for the consideration, by the Chief Planner and Executive Director of Community Planning, of a request to reduce or waive Inclusionary Zoning requirements in exceptional circumstances. The Chief Planner's recommendation would be submitted to City Council for a decision.

Extent of Obligation

The City is proposing set asides for Ownership housing of 10% of the residential gross floor area in strong market areas, 5% of the GFA in moderate market areas, and for Rental projects 5% of the GFA in strong market areas and 3% of the GFA in moderate market areas. These are recommendations based upon the findings of NBLC's financial and viability analysis. This is consistent with the incremental approach which has been taken in most jurisdictions of gradually introducing Inclusionary policies. Differentiating between Ownership housing and Rental housing is critical as the rental construction industry is less active and more sensitive to added costs. The rental construction sector should be granted a longer transition period before the requirements apply to the sector.

Toronto has fewer options at its disposal to offer to developers as an alternative to the production of on-site units as the Regulations prohibit cash-in-lieu payments. The set aside rate for on- and off-site units should be the same, unlike the practice in many other cities.

Provide a longer transition period for the implementation of Inclusionary Zoning for Purpose Built Rental projects.

The set aside rate for Off-site units should be the same as for On-site units.

Term of Affordability

Other cities are moving towards long terms or permanent affordability. Toronto is proposing a similar approach.

What is unclear from the draft proposals is how the long-term affordability will be secured, meaning who will pay the difference between the rents collected and the ongoing operational and capital repair costs over a 99-year term.

Provide for the long-term viability and sustainability of the affordable units. Create a plan to address supports that could be provided if, in the case of a condominium, special assessments or extra-inflationary increases in maintenance fees occur.

In the case of rental properties address the issue of Above Guideline Rent Increases, to ensure that capital repair costs attributed to affordable units could be recovered in some manner over the length of the term.

Affordability Levels

Toronto is proposing deeper levels of affordability across the board than other cities. This may fail to address the housing needs of moderate-income households, also sometimes referred to as workforce housing or missing middle housing. The addition of Inclusionary requirements may have the impact of squeezing out more moderately priced homes. The policy needs to be carefully calibrated to ensure that the entire spectrum of households has access to new housing.

An Inclusionary Zoning Policy should provide housing to a range of households. Units for Moderate Income households, or Workforce Housing, should be part of the mix.

Toronto's affordability levels are among the deepest proposed of any of the peer group cities in this report. Other cities, to achieve these levels of affordability provide offsets, incentives, and public subsidies.

Offsets & Incentives

Toronto's draft policies fall short of what all other cities do to support the successful production of affordable units under their Inclusionary programmes.

It is typical to waive development charges and levies on the affordable units. In most municipalities they represent a significant component of the cost of producing new housing. In Toronto where it is likely that most of the IZ units will be created in Multi-Residential buildings the current charges range from \$30,000 to \$64,000 per unit. The implementation of the Community Benefit Charge will add further costs on top of that.

The Planning Approvals system in Ontario is very different than other jurisdictions. In Toronto most new development is the result of a rezoning application, which frankly is not a high hurdle to overcome. Consequently, land prices reflect an expectation by both vendors and buyers of significant additional density. In many US cities the rezoning process is far more difficult than here, the number of distressed neighbourhoods is far greater providing greater opportunities to develop housing more affordably. Some cities offer subsidies and supports for rental housing over the long term, most notably New York.

The inherent differences between the financial viability of rental housing development and condominium, or ownership, housing requires an approach closer to the one taken in high cost cities such as New York where specific incentives for rental housing production have been tailored to dovetail with Inclusionary Zoning.

To implement a Mandatory Inclusionary Zoning Policy the City should provide as-of-right developments with a density bonus at least equal to the amount of Gross Floor Area ascribed to the Inclusionary Units.

Development Charges, Parkland levies, and the Community Benefit Charge should be reduced or waived on the Inclusionary Units.

Public Subsidies

Toronto's preference for very long-term affordability is in keeping with best practices elsewhere. However, it is unclear what mechanisms will be put in place to ensure that Affordable Rental units, if they are under private ownership can be sustainable in the long term without some form of government support. If these units come into public or non-profit ownership, then the City will have to be the backstop for financial shortfalls. Toronto has not set out any plan for how affordable rentals in condominium buildings will be secured as affordable for the 99-year term the City is considering. The Condominium Act will prevent the cross subsidization of maintenance costs, utilities, and special assessment fees among different classes of units. Similarly, a public backstop to ensure the long-term affordability will be provided for these units.

The Montreal and Vancouver approaches to utilise IZ to build stand alone social housing should be considered. Can the City act as an aggregator, or broker, of off-site units that if coupled with public funds could produce larger and more affordable projects? This requires consideration of how a sophisticated approach to the off-site unit policy can be leveraged to produce more units.

The Toronto Housing Action Plan 2020-2030 has as one of its most significant goals the creation of 40,000 new affordable rental units. To achieve this goal significant measures need to be provided to both incent increases in rental housing construction and create the financial conditions to support such unprecedented numbers of affordable rental units in a single decade.

New York City and New York State together worked on providing a tax break for new rental housing that includes an affordable component. The State's property tax waiver was designed to complement the City's Mandatory Inclusionary Zoning. The thirty-five year tax waiver does not apply to just the affordable units in a project but to the entire rental project, with some limits.

A program on that large a scale would require support from either the Provincial or Federal governments to offset foregone revenues to the City. A more narrowly focussed tax waiver to at least cover the affordable Inclusionary units could be implemented by the City on its own.

Use the requirement for Inclusionary Units to be creative and leverage larger affordable projects using funds from the National Housing Strategy, Province, and Municipal funds.

Provide incentives to encourage the construction of more purpose-built rental housing.

Provide at least a 35-year property tax waiver to affordable rental units created by IZ.

Create a mechanism to ensure that scattered rental units in condominium buildings can secure public funding to maintain long term affordability.

Summary

Toronto's draft proposals for Inclusionary Zoning are overly ambitious for a first-time implementation in a municipality. Other cities build up their IZ policies incrementally over time as the development industry and local real estate market adjusts to the new requirements. The foundational belief that IZ requirements result in lower land prices, if true, needs to provide the real estate market with time for this adjustment to occur.

A Mandatory policy, without the incentive of additional density for as-of-right development, is premature and is likely to have a negative impact on housing production in those areas where it would apply. Most areas of Toronto are currently under-zoned. This requirement will simply encourage more aggressive rezoning proposals, or shift development away from major transit station areas.

The application of IZ to projects of 100 units, or 140 units, and greater is consistent with the approach taken in other Canadian cities and would allow for IZ units to be delivered in projects large enough to absorb the costs and remain viable.

Toronto's varying set aside levels between moderate market and strong market areas represent a best practice among the peer cities reviewed. The differentiation of set aside levels between ownership housing and purpose-built rental housing is an acknowledgement of the very different financial realities of building rental housing in this City.

The requirement for long term affordability is consistent with best practices in other cities but is not accompanied by any of the offsets, incentives, or subsidies offered elsewhere to make it a viable, sustainable proposition for the private sector. The total cost of Application Fees, Development Charges, Parkland Contributions, Section 37 payments, and soon the Community Benefit Charge can account for 20%-25% of the cost of a new home. The reduction or elimination of those costs from the units created by Inclusionary Zoning would make a meaningful impact on their affordability.

Rental units, whether purpose built or scattered throughout a condominium, require some measure of public support to ensure the levels of affordability Toronto wishes to achieve are maintained.

Cities with mature Inclusionary Zoning policies all provide for a range of offsets, incentives, and public subsidies to ensure the ongoing viability of housing production and to deliver IZ units in larger numbers. Comparisons to US jurisdictions are not applicable to the Toronto context given the wider range of Federal supports for the creation of affordable rentals available in that country. This requires Toronto to become more creative and determined with how it will leverage public financial support to secure the affordable housing production that is required.

Both Montreal and Vancouver have taken approaches that focus less on securing scattered IZ units and more on leveraging the private sector housing production into partnerships with their respective cities to achieve affordable housing construction at scale.

Adopting an approach that may undermine the City's efforts to create Transit Oriented communities would be a significant blow to improving the mobility of residents in this city.

Creating conditions that have unintended or unforeseen consequences for the construction of mid-rise buildings or squeeze out moderately priced market housing have to be considered carefully in the design of the City's program. These are situations that have occurred in some other municipalities that moved too aggressively in their IZ requirements.

Toronto's ambitions to create significant numbers of affordable housing units through Inclusionary Zoning require a shift in the current proposed approach to acknowledge that Inclusionary Zoning must be implemented gradually

and as a partnership between the public and private sectors. The requirements must be evidence based upon the required financial viability analysis.

A carefully crafted policy that acknowledges the limits of what the private sector can deliver in a short period time will ultimately result in the creation of a housing supply that fulfills the needs of the widest range of households. Housing Affordability depends upon the ongoing robust supply of new housing of all types being delivered to Torontonians.

References

Strategie d'inclusion de Logements Abordables dans les Nouveaux Projets Residentiels
Ville de Montreal, version corrigee juillet 2020

Presentation des modifications apportees en decembre 2015 a la Strategie d'Inclusion de logements abordables dans les nouveaux projet residentiels
Habiter Montreal, 2016

Reglement Visant a Ameliorer l'offre en matiere de logement social, abordable, et familial
Ville de Montreal, 2020

10 Year Affordable Housing Delivery and Financial Strategy
City of Vancouver, 2017

Incentive Zoning and Mandatory Housing Affordability 2019 Report
Seattle Office of Housing, March 2020

Ordinance 125108, Amending Chapter 23.58C of the Seattle Municipal Code to establish the framework for mandatory housing affordability for residential development
City of Seattle, August 2016

Directors Report -Mandatory Housing Affordability for Residential Development
City of Seattle, May 2016

Affordable Housing Linkage Fee
Department of City Planning, City of Los Angeles, July 2020

Inclusionary Affordable Housing Program Monitoring and Procedures Manual
City of San Francisco, October 2018

2018 San Francisco Housing Inventory
San Francisco Planning, March 2019

2015 Affordable Requirements Ordinance Rules & Regulations
Department of Housing, City of Chicago, April 2019

New York City Mandatory Inclusionary Housing Promoting Economically Diverse Neighborhoods
NYC Planning, September 2015

<https://www1.nyc.gov/site/planning/plans/mih/mandatory-inclusionary-housing.page>

<https://dhcd.dc.gov/sites/default/files/dc/sites/dhcd/publication/attachments/IZ%20Final%20Regulations%202017.pdf>

<https://code.dccouncil.us/dc/council/code/titles/6/chapters/10/subchapters/II-A/>

APPENDIX A**Comparative Charts of Inclusionary Policies of Each City**

TORONTO (proposed policies)	A-1
MONTREAL and VANCOUVER	A-2
BOSTON and CHICAGO	A-3
LOS ANGELES	A-4
NEW YORK CITY	A-5
PORTLAND	A-6
SAN FRANCISCO	A-7
SEATTLE and WASHINGTON	A-8
OFFSETS & INCENTIVES	A-9
-At a glance, all Cities compared	

	Policy Type	Threshold / Trigger	Extent of Obligation	Affordability Term	Affordability Level	Offsets & Incentives	Public Subsidies Available	Outcomes	
Toronto - Proposed Draft Policies	Mandatory	100 units in strong market areas*, or 8,000 m2 of residential GFA	For Condominiums and Ownership housing;	99 years	Rentals- (not to exceed 80% AMR) (rent not to exceed 30% of household income)	None	Possible only if project provides more residential GFA, or deeper affordability levels than required under the Inclusionary Zoning Bylaw	The HousingTO Action Plan 2020-2030 calls for the creation of;	
		140 units in moderate market* areas, or 10,000 m2 of residential GFA	10% of the Gross Residential Floor Area in strong market areas		Bachelor Units 20%-50% AMI (\$494 - \$918/m)			40,000 new affordable rental homes 4,000 new affordable ownership homes	
		Only applies to developments within 1 m of a Protected Major Transit Station Area(PMTSA), there are potentially 180 PMTSAs	5% of the Gross Residential Floor Area in moderate market areas		1 Bedroom 30%-60% AMI (\$702 - \$1,099/m)			Assuming average Multi-residential production Of 14,000 units per year in Toronto remains steady	
			Exemptions- Residential Care Homes Institutional Student Residences Non-Profit Housing		For purpose-built Rental housing;				2 Bedroom 30%-60% AMI (\$702 - \$1,273/m)
		5% of the Gross Residential Floor Area in strong market areas			3 Bedroom 30%-60% AMI (\$702 - \$1,413/m)			If the IZ Bylaw, as proposed comes into effect, it may generate approvals of between 700 - 1000 units per year.	
			3% of the Gross Residential Floor Area in moderate market areas		Ownership- (occupancy cost not to exceed 30% of household income) (5% down payment, 2% mortgage) (est. sale prices -2019)				Over the plan's term potentially 7,000 to 10,000 units could be approved as Inclusionary zoning units, assuming current rates of production and development patterns in the same areas of the City.
		Units can be provided off-site but that requires a Zoning By-law Amendment to accomplish						Bachelor Units 30% AMI \$ 130,000	
			1 Bedroom 40% AMI \$ 195,000						
		2 Bedroom 50% AMI \$ 250,000							
		3 Bedroom 60% AMI \$ 300,000							
Toronto proposes to provide the deepest levels of affordability among the comparative peer group									

	Policy Type	Threshold / Trigger	Extent of Obligation	Term of Affordability	Affordability Levels	Offsets & Incentives	Public Subsidies Available	Outcomes
Montreal	Voluntary First brought in 2005 the program had been updated and expanded in 2012, 2005, 2017, and a new proposal for Mandatory IZ is before City Council in 2020	Upon a rezoning which will result in a project of; 100 units, or 9,000m2 of residential GFA Set asides are calculated only on the increased density and not on the base density	15% of units on site to be social housing 15% of units on site to be rental or ownership affordable housing Option to build off-site, equivalent to 17.6% of units to be social housing Option to sell to the City clean & serviced land for social housing at \$12,000 per unit. Option to pay cash-in-lieu, 20% of the increased GFA as a result of rezoning divided by 90m2, resulting in a unit count with payments per unit ranging between \$10,500 to \$29,000 per unit depending on market area Montreal requires that social housing projects optimally be at least 30 units as a walk-up, or 200 units if elevators are required to be a viable development. Some boroughs, or local towns have supplementary set asides of an additional 5% social Housing and 5% affordable housing. Some also have lower thresholds for IZ (Verdun requires a contribution from even just 1 new unit of housing)	Permanent	Social housing units are: Rent geared to income across certain bands of income levels Ownership of social housing units rests with City or Housing Authourity Affordable Units – Individual households not to exceed 30% of income on housing costs -max rents 2019 Studio \$ 820 1 Bedrm \$ 984 2 Bedrm \$1,107 3 Bedrm \$1,313 -max sale price 2019 Studio \$ 200,000 1 Bedrm \$ 250,000 2 Bedrm \$ 280,000 3 Bedrm \$ 360,000	Density bonusing, relaxation of certain development standards Grants and loans for the construction of Social Housing Provision of underutilised public lands	Provincial & Municipal funds to subsidise certain projects CMHC mortgages, loans, and grants Montreal Housing Authority (SHDM) funding for certain affordable rental and ownership projects	Social Housing 2005-2018 6,564 units secured by approvals & financial guarantees, to date only 3,538 units completed or under construction AffordableHousing 2005-2018 5,704 units secured by approvals & financial guarantees, to date only 2,714 units completed Cash-in-lieu 2005-2018 \$22.55 Million collected, of this \$21.4 Million was for Social Housing \$ 2 Million was realized from the forfeiture of letters of credit for unfulfilled commitments Montreal currently considering an expansion of the program to include all development of 5 units or more, Set asides, based on total residential GFA, of; 20% Social housing 20% Affordable housing And mandating a minimum mix of family sized units Higher set asides for off-site construction and higher cash-in-lieu rates
Vancouver	Mandatory in certain districts, Voluntary, Required on rezoning elsewhere	Rezoning large sites (2+ acres) or Or sites that will add 200 units	On large sites 30% of residential GFA, with priority given to securing equivalent as a “dirt sites” so that purpose built affordable rental and social housing projects can be built. Allotment of 20% social housing, and 10% moderate income rental housing Elsewhere a range of 20% - 30% depending on Planning District Where units are secured they are generally delivered to the City in an “Air Space Parcel” with separate entrances and amenities. Can be provided on-site or off-site. Allows for flexibility for unique circumstances.	Social Housing- permanent 60 years for other	Social housing - Rent geared to income City and funding partners responsible for costs associated with long term affordability Moderate Income Housing targeted towards household incomes of \$30,000 to \$80,000/yr expected to be provided by private developers	Increased height and density, relaxed development standards. Specific Density bonuses for Purpose-Built rental projects in certain zones Development charges are waived on units created through IZ.	Federal/Provincial/Municipal Funds for the construction of stand alone Social Housing Provincial – Interim Construction Financing for the portion of a project which is affordable rental City – Waived development charges on entire project for purpose-built-rental that provides 20% affordable units	As of December 2017, 21 projects approved under Inclusionary Zoning totalling approx.. 1,500 social housing units for low-moderate income families. Goal 2018-2028 is to secure 4,200 social housing units through IZ

	Policy Type	Threshold / Trigger	Extent of Obligation	Term of Affordability	Affordability Level	Offsets & Incentives	Public Subsidies Available	Outcomes
Boston	<p>Mandatory, Required on rezoning.</p> <p>Last update in 2015</p>	<p>The inclusionary zoning program applies to any residential project of 10 units or more that is:</p> <ol style="list-style-type: none">1. Financed by the City2. On property owned by the City or Boston Redevelopment Authority or,3. Requires zoning relief. <p>Projects are exempt if:</p> <ol style="list-style-type: none">1. 40% or more of the units within the development are income restricted or preserved as affordable. The project must also be financed as one entity.2. The project is exempt in the zoning code or,3. The project is used as a dormitory for students.	<p><u>On-site</u>: 13% of the total number of units on-site is required to be affordable.</p> <p><u>In-lieu of on-site creation</u>: Depending on the geographic zone, developments can provide an inclusionary zoning contribution without relevant City Department approval. Some zones require City approval. The amounts required per unit are substantial, ranging between \$200,000-\$380,000 per unit</p> <p><u>Rental projects</u> can only meet inclusionary zoning requirements through a contribution approved by relevant City Departments.¹⁴</p> <p><u>Offsite</u>: The proposed project must provide affordable units that total either greater than 15% or 18% of the total number of unit, depending on the zone.</p> <p>Inclusionary zoning requirements can also be met through rehabilitation of affordable units.</p>	<p>30 years,</p> <p>right to renew for 20 years,</p> <p>and may seek up to 99 years by agreement</p>	<p>Rental Units- 70% of AMI or less In Zone C, up to 100% AMI by agreement</p> <p>Ownership Units- Half of the On-site units at 80% of AMI Half up to 100% AMI</p>	<p>Through the rezoning process, developers may seek relief from zoning provisions such as, density, height, setback, and coverage.</p> <p>Developers can also apply for financial relief through the City’s Inclusionary Development Fund.</p>	<p><u>Federal LIHTC</u>: Tax credits are provided if the project has a minimum of 8 tax credit eligible units. Units receiving a tax credit must set aside:</p> <ol style="list-style-type: none">1. 20% or more units for families earning no more than 50% of AMI or;2. 40% or more units for families earning no more than 60% of the AMI. <p>Additionally, 10% of the total units must be for households earning less than 30% of AMI</p> <p>State & Federal – Opportunity Zones Offers 100% Capital Gains exemption for development in designated lower income areas, Boston has thirteen zones</p>	<p>Meeting approximately 30% of the program goal.¹³</p> <p>Between 2000 – 2018 created 2,599 units (on & off site), of that number 546 were created in 2018.</p> <p>Over the 18 years developers have contributed \$137.1 million. Every \$1 of these funds leverages over \$5 of City, State, and Federal Funds to build additional units, and at even more affordable levels (19 percent of the units are at 30% AMI)</p>
Chicago	<p>Mandatory, dependent on location.</p> <p>Last update in 2017.</p>	<p>10 or more units</p> <p>Requires rezoning, built on City land, receives financial assistance, or in a “planned” development in the Downtown area</p>	<p>10% of the Total Units on-site, 20% of the units if the project receives financial assistance from the City, minimum 2.5% of units MUST be provided on-site, the balance can be on-site, off-site, or cash-in-lieu</p> <p>Cash-in-lieu fees are calculated per unit based on location, rental, or ownership Fees range from \$50,000 to \$235,000 per unit If 2.5% of units built on-site are leased to Chicago Housing Authority on a long term lease, the fee for the remaining units is reduced by \$25,000/unit</p>	<p>30 years, or 99 years</p>	<p>Rental Units- 60% of AMI</p> <p>Ownership Units- 100% of AMI</p>	<p>Density bonusing, reduced development standards</p> <p>Fee Waivers</p> <p>Tax Increment Financing in prescribed Districts – Projects receiving TIF funds must have lower qualifying income levels for 10% of units -50% AMI for rental -80% AMI ownership</p>	<p>LIHTC allocates a 9%, or 4% federal income tax credit to developers that build and rehabilitate affordable housing.</p> <p>Federal – Opportunity Zones Offers 100% Capital Gains exemption for development in designated lower income areas, Chicago has 133 zones.</p>	<p>From 2003-2019 Inclusionary Zoning created 1,049 units and \$123.5 Million in lieu fees</p> <p>Critics complain the units are too expensive and too few have been created</p>

	Policy Type	Threshold / Trigger	Extent of Obligation	Term of Affordability	Affordability Levels	Offsets & Incentives	Public Subsidies Available	Outcomes
Los Angeles	Voluntary Applies to rezoning applications	Different mechanisms apply; Value Capture Ordinance Transit Oriented Communities Development within ½ mile of a Major Transit Stop/Station may qualify for a Density Bonus Complex set of policies with differentiation by mode of public transit (bus, rapid bus, regional rail, or subway), District Zoning, Type of Affordable Housing to be provided Provides density bonuses of up to 55% over base zoning, unit set asides range from 8% for Extremely Low Income units, up to 25% for Lower Income units Affordable Housing Linkage Fee (not an IZ mechanism but requires cash payment towards the Affordable Housing Trust for most developments, but not developments with prescribed min. number of affordable units by type) Fee ranges from \$3.11 - \$18.69 per sf, depending on development type and market area	Value Capture Ordinance; Allows 35% density increase if one of the following types of affordable housing is provided- a. 11% Very Low Income Units b. 20% Low Income Units c. 40% Moderate Income Units in an ownership project May allow even greater bonus density if- d. For every 1% additional set aside of Very Low Income units, an additional 2.5% density e. For every 1% additional set asideof Low Income units, an additional 1.5% density f. For every 1% additional set aside of Moderate Income units for sale, an additional 1% density Off-site construction- -Within ½ mile of the site same number of units -Within 2 miles of the site increases by 1.25 times the number of units -Within 3 miles of the site increases by 1.5 times the number of units Cash-in-lieu- Rental For projects receiving a density increase of more than 35% Studio \$53,233 1 Bedrm \$56,684 2 Bedrm \$62,891 3 Bedrm \$69,927 For projects where a land use conversion to residential occurs Studio \$76,735 1 Bedrm \$81,653 2 Bedrm \$90,583 3 Bedrm \$101,717 Ownership Must pay the affordability gap, calculated on a site by site basis based on local submarket conditions- From \$500 to \$400,000 per unit	55 years	Very Low Income 50% of AMI Low Income 80% of AMI Moderate Income up to150% of AMI	Through the rezoning process, developers may seek relief from zoning provisions such as, density, height, setback, and parking requirements. ¹² State of California Density Bonusing for Affordable Housing projects can provide up to a 35% increase in residential density,must meet certain criteria and City must allow Waiver or reduction of fees and charges	Federal – LIHTC allocates a 9% federal income tax credit to developers that build and rehabilitate affordable housing, or a 4% federal income tax credit, differing criteria apply State & Federal – Opportunity Zones Offers 100% Capital Gains exemption for development in designated lower income areas, Los Angeles has 193 zones City -Grants or loans from Affordable Housing Trust for projects offering higher set asides or deeper affordability	From 2013-2019 LA saw approx. 139,000 new units of housing approved (not necessarily constructed), with approx. 11% or 15,700 units qualifying as affordable City Council currently considering Mandatory Inclusionary Zoning city-wide for all residential projects with an average set aside of 15%

	Policy Type	Threshold / Trigger	Extent of Obligation	Affordability Term	Affordability Level	Offsets & Incentives	Public Subsidies Available	Outcomes
New York City	Mandatory Updated in 2016 to replace voluntary programme	11 or more units in a designated Rezoned District, or when a rezoning is requested City-wide Projects between 11 and 25 units have the option to pay cash-in-lieu	City undertook rezoning of many districts to incentivize the provision of Inclusionary units Set aside rates of 20%-30% of residential GFA, depending on District and level of affordability provided units provided Allows for rental or ownership units to be provided Option to pay cash-in-lieu to Affordable Housing Fund Rates range from: \$230 to \$1165 /sq ft, depending on geographic location	30 years, up to Permanent (certain highly subsidised buildings will be subject to renewal of funding arrangements on expiry of term)	Option 1- 25% Set aside, 10% of units at 40%AMI,15% at 60% AMI Option 2- 30% Set aside, all units at 80% AMI Option 3-(Workforce Option) 30% Set aside, 5% of units at 70% AMI 5% at 90% AMI 20% at 115% of AMI Option 4-(Deep Affordability Option) 20% Set aside, all units at 40% AMI -this option is dependent upon public funding or subsidies	Density Bonusing varies by District and underlying Zoning, ranges from 20% to 33% Relaxation of Development Standards (parking, setbacks) (City Council rejected many recommendations from Staff on the range and extent of density bonuses and relaxation of development standards, opting to preserve the status quo) Property Tax Exemption for up to 35 years Waiver of fees and charges Direct subsidies for deeper affordability projects Sale of Public Lands Transit Oriented Development qualifies for additional height and density	Federal - LIHTC allocates a 9%, or 4% federal income tax credit to developers that build and rehabilitate affordable housing, or a 4% federal income tax credit State & Federal – Opportunity Zones Offers Capital Gains exemption for development in designated lower income areas, New York City has 306 zones State-Affordable New York Housing Program offers property tax exemption for qualifying rental projects for up to 35 years State/Municipal -Tax exempt Bond Financing	Voluntary Inclusionary Housing 2005-2013 2,888 units from 15,310 new units built in IH districts 2014-2019 8,476 units from 181 Projects (projects rezoned prior to 2016 are grandfathered and not subject to Mandatory requirements, but can receive incentives under the Voluntary programme) Mandatory Inclusionary Housing 2016-2019 2,065 from 38 projects Mayor's Goal is for Mandatory Inclusionary Housing for 2016 -2024 is to produce at least 12,000 units

Policy Type	Threshold / Trigger	Extent of Obligation	Term of Affordability	Affordability Levels	Offsets & Incentives	Public Subsidies Available	Outcomes
Portland	Mandatory Applies to all residential development	Applies to all new residential projects of 20 units or more.	99 years	When units are provided the following affordability levels are to be met by project type;	Through the rezoning process, developers may seek relief from zoning provisions such as, density, height, setbacks.	Federal - LIHTC allocates a 9% federal income tax credit to developers that build and rehabilitate affordable housing, or a 4% federal income tax credit, differing criteria apply ¹⁹	Portland's 2035 Comprehensive Plan sets a goal of producing 10,000 regulated affordable housing units
	Current Program adopted in 2017	City-wide, but certain central districts require higher contributions		Unit set aside rates; -OPTION 1 (City-wide) On-site 15%, must be affordable at 80% Median Family Income (FMI) Central City Plan District & Gateway Plan District On Site 20%, at 80% FMI -OPTION 2 (City Wide) On-site 8%, at 60% FMI Central City Plan District & Gateway Plan District On-site 10%, at 60% FMI -OPTION 3 (City Wide & Districts) Off-site 20%, at 60% FMI, or Off-site 10%, at 30% FMI -OPTION 4 Affordable Housing Fee calculated on the GFA applied to the applicable percentage of the project; City-wide \$19.00 per sf of residential GFA (before Dec 31, 2020) \$23.00 per sf of residential GFA (after Dec 31, 2020) Central & Gateway Districts \$27.00 per sf of residential GFA -OPTION 5 Designate Existing Units 25% at 60% FMI, or 15% at 30% FMI -these units must be comparable in size to the new units that would otherwise be built In all projects 5% of the affordable units must be accessible	-OPTION 1 (City-wide) On-site 15%, must be affordable at 80% Median Family Income (FMI) Central City Plan District & Gateway Plan District On Site 20%, at 80% FMI -OPTION 2 (City Wide) On-site 8%, at 60% FMI Central City Plan District & Gateway Plan District On-site 10%, at 60% FMI -OPTION 3 (City Wide & Districts) Off-site 20%, at 60% FMI, or Off-site 10%, at 30% FMI -OPTION 5 Designate Existing Units 25% at 60% FMI, or 15% at 30% FMI	Reduced parking requirements for affordable units.	State & Federal – Opportunity Zones Offers 100% Capital Gains exemption for development in designated lower income areas Municipal – 10 year property tax exemption on affordable units (City-wide) In Central City Plan District, 10 year property exemption on all residential units in buildings with density of 5.0x or greater Construction Excise Tax exemption on affordable units Development Charges waived for all units at 60% of FMI

Policy Type	Threshold / Trigger	Extent of Obligation	Term of Affordability	Affordability Levels	Offsets & Incentives	Public Subsidies Available	Outcomes
San Francisco	<p>Mandatory Applies to all residential development</p> <p>Current Program adopted in</p> <p>First introduced in 1992</p>	<p>Applies to all new residential projects of 10 units or more.</p> <p>City-wide, but certain central districts require higher contributions</p> <p>Differing contribution rates for;</p> <ul style="list-style-type: none">-Small Projects (10 to 24 units)-Large Projects, Rental (25+units)-Large Projects, Ownership (25 or more units) <p>Unit set aside rates;</p> <ul style="list-style-type: none">-Small Projects (10 to 24 units)<ul style="list-style-type: none">On-site 13%Off-Site 20%-Large Projects, Rental (25+units)<ul style="list-style-type: none">On-site 20.5%Off-site 30%-Large Projects, Ownership (25 or more units)<ul style="list-style-type: none">On-site 22.5%Off-site 33% <p>Affordable Housing Fee calculated on the GFA applied to the applicable percentage of the project;</p> <p>\$199.50 per sf of residential GFA (2019 indexed amount) times,</p> <ul style="list-style-type: none">-Small Projects (10-24 units)<ul style="list-style-type: none">20% of residential GFA-Large Projects, Rental (25+ units)<ul style="list-style-type: none">30% of residential GFA-Large Projects, Ownership (25+units)<ul style="list-style-type: none">33% of residential GFA <p>An application for rezoning may result in higher set aside rates</p>	Permanent	<p>When units are provided the following affordability levels are to be met by project type;</p> <ul style="list-style-type: none">-Small Project (10-24 units)<ul style="list-style-type: none">13% of units at 55% AMI for rental or13% of units at 80% AMI for ownership-Large Project, Rental (25+ units)<ul style="list-style-type: none">12% of units at 55% AMI4.25% of units at 80% AMI4.25% of units at 110% AMI-Large Project, Ownership (25+units)<ul style="list-style-type: none">12% of units at 80% AMI5.25% of units at 105% AMI5.25% of units at 130% AMI <p>For rental units, rents should not exceed 30% of household income</p>	<p>Through the rezoning process, developers may seek relief from zoning provisions such as, density, height, setback, and parking requirements.¹²</p> <p>State of California Density Bonusing for Affordable Housing projects can provide up to a 35% increase in residential density, must meet certain criteria and City must allow</p> <p>City- HOME SF Density Bonus Program for projects providing deeper level of affordability, can be combined with State Density Bonues</p>	<p>Federal – LIHTC allocates a 9% federal income tax credit to developers that build and rehabilitate affordable housing, or a 4% federal income tax credit, differing criteria apply</p> <p>State & Federal – Opportunity Zones Offers 100% Capital Gains exemption for development in designated lower income areas, San Francisco has eleven zones</p>	<p>From 1992-2008 produced 1096 units from 133 developments and \$17 million in fees. 72% were ownership units, 28% rental</p> <p>From 2014-2018 a total of 1,586 inclusionary units were completed, and \$ 355.1 Million in fees was collected</p> <p>In 2018, 26 projects subject to the IZ requirements were completed with a total of 2450 units, 15 projects provided 163 of on-site and off-site IZ units, and</p> <p>\$53.1 Million in Fees was collected (a 49.5% decline from the previous year and the lowest amount in 4 years)</p>

Policy Type	Threshold / Trigger	Extent of Obligation	Term of Affordability	Affordability Levels	Offsets & Incentives	Public Subsidies Available	Outcomes
Seattle	Mandatory In 2017 Mandatory Affordable Housing (MAH) replaced Incentive Zoning (IZ), which had been in place since 2001	1 new residential unit. and/or Over 4,000 sf of new commercial space.	Varies by District and amount of extra height and density. Taken as a % of GFA Medium Market Areas 6% - 10% Strong Market Areas 7% - 11% Downtown up to 15% Cash-in-lieu ranges from \$ 6.00 - \$ 35.75 / sf (in US dollars, 2019 rates) Obligation can be provided on-site, off-site, as a combination of units & cash-in-lieu, or cash-in-lieu	50 years, for Produced Units	40% - 60% of AMI, for Produced Units 30% - 60% of AMI, for units created with Cash-in-lieu funds Any costs to maintain long-term affordability of the constructed units is mainly borne the municipality as few units are retained by private developers.	Increased height and density, relaxed development standards. State – Multi-Family Tax Exemption, a 12 year property tax exemption on rent restricted/affordable units (cost borne by municipality) Federal - LIHTC allocates a 9% federal income tax credit to developers that build and rehabilitate affordable housing, or a 4% federal income tax credit, differing criteria apply ¹⁹ State & Federal – Opportunity Zones Offers Capital Gains exemption for development in designated lower income areas, covers almost 27% of Seattle.	Fails to generate affordable units at the prescribed rate from most projects. Acts as a revenue source for Seattle to fund the construction of affordable housing on its own or with non-profits partners. From 2001-2016, Incentive Zoning secured 128 units across 25 development projects that totalled 2,162 units. Collected \$ 87 Million cash-in-lieu payments. Current Goal to achieve 6,000 units between 2017-2035. In 2019 MAH delivered 64 units from 5 projects totalling 684 units, collected \$15.6 Million cash-in-lieu. Most projects in the approvals process in 2019 opted for cash-in-lieu, future year commitments of approx.. \$100 Million.
Washington	Voluntary, Required on rezoning. Last update in 2016	10 or more units, or the addition of 10 new units to an existing building that increases the building's residential floor space by 50% or more.	Between 8 to 10% of the square footage of a building in an inclusionary zone is required for affordable units or 50-75% of the bonus density. This varies depending on construction types and zone district.	Permanent	Rental Units – 60% MFI Ownership Units – 80%MFI Households to not spend more than 50% of their income on housing costs	Density bonusing and tax relief. Developers may receive a density bonus of up to 20% in FAR if they meet affordability requirements. LIHTC allocates a 9%, or 4% federal income tax credit to developers that build and rehabilitate affordable housing. Federal – Opportunity Zones Offers 100% Capital Gains exemption for development in designated lower income areas, Washington DC has twenty-five zones.	From 2009-2019 Inclusionary Zoning created 989 units from 128 contributing developments In 2019 196 units were created from 26 contributing projects. Since the program was overhauled in 2016 the average annual production has been 194 units. Proposed additional changes in 2020 to relax zoning restrictions in more neighbourhoods may increase average production in future years.

OFFSETS & INCENTIVES – AT A GLANCE COMPARISION OF TORONTO & OTHER CITIES

A-9

City or Town	Density Bonus	Reduced Development Standards	Development Charges Reduction/Waiver	Other Fees & Charges Reduction/Waiver	Property Tax Reduction/Waiver	Other Incentives
Toronto (proposed)	<ul style="list-style-type: none">NOOnly as a result of a formal Zoning Bylaw Amendment	<ul style="list-style-type: none">NO	<ul style="list-style-type: none">NO	<ul style="list-style-type: none">NO	<ul style="list-style-type: none">NO	<ul style="list-style-type: none">National Housing Strategy Loans & GrantsProvincial and Municipal loans and grants
Montreal	<ul style="list-style-type: none">YES	<ul style="list-style-type: none">YES, reduced parking standards	<ul style="list-style-type: none">NO	<ul style="list-style-type: none">NO	<ul style="list-style-type: none">NO	<ul style="list-style-type: none">National Housing Strategy Loans & GrantsProvincial and Municipal loans and grantsSale of Public lands
Vancouver	<ul style="list-style-type: none">YES, varies by districtEligible Purpose-Built Rental projects receive density bonus without rezoning	<ul style="list-style-type: none">YES, reduced parking standards	<ul style="list-style-type: none">YES, Development Charges waived for the IZ unitsWaived Development charges on entire Rental Project	<ul style="list-style-type: none">NO	<ul style="list-style-type: none">NO	<ul style="list-style-type: none">National Housing Strategy Loans & GrantsProvincial and Municipal loans and grants
Boston	<ul style="list-style-type: none">NOOnly as a result of a formal Zoning Bylaw Amendment	<ul style="list-style-type: none">NOOnly as a result of a formal Zoning Bylaw Amendment	<ul style="list-style-type: none">NO	<ul style="list-style-type: none">NO	<ul style="list-style-type: none">NO	<ul style="list-style-type: none">Federal Low Income Housing Tax Credit (4% or 9%)Opportunity Zone Tax CreditEligible for Federal, State, Municipal Housing Funds
Chicago	<ul style="list-style-type: none">YES, varies by district	<ul style="list-style-type: none">YES, reduced parking standardsrelaxed Setback requirements	<ul style="list-style-type: none">YES	<ul style="list-style-type: none">YES	<ul style="list-style-type: none">NO	<ul style="list-style-type: none">Federal Low Income Housing Tax Credit (4% or 9%)Opportunity Zone Tax CreditEligible for Federal, State, Municipal Housing FundsTax Increment Financing in certain districts for qualifying rental and ownership units
Los Angeles	<ul style="list-style-type: none">YES, varies by districtStatewide mandated density bonuses for Affordable Housing, up to 35% bonus without rezoningMunicipal Transit Oriented Communities, up to 55% bonus without rezoning	<ul style="list-style-type: none">YES, reduced parking standardsrelaxed Setback requirements	<ul style="list-style-type: none">NO	<ul style="list-style-type: none">Affordable Housing Linkage Fee, Reduced or waived on affordable units	<ul style="list-style-type: none">NO	<ul style="list-style-type: none">Federal Low Income Housing Tax Credit (4% or 9%)Opportunity Zone Tax CreditEligible for Federal, State, Municipal Housing Funds
New York City	<ul style="list-style-type: none">YES, varies by districtRange of 20%-33%Certain Transit Oriented Developments may qualify for additional density	<ul style="list-style-type: none">YES, reduced parking standardsrelaxed Setback requirements	<ul style="list-style-type: none">NO	<ul style="list-style-type: none">YES	<ul style="list-style-type: none">100% Property Tax Waiver on entire Rental Project for 35 years	<ul style="list-style-type: none">Federal Low Income Housing Tax Credit (4% or 9%)Opportunity Zone Tax CreditEligible for Federal, State, Municipal Housing FundsTax Exempt Bond FinancingProvide Public landsSubsidies for deep affordability units
Portland	<ul style="list-style-type: none">NOOnly as a result of a formal Zoning Bylaw Amendment	<ul style="list-style-type: none">YES, reduced parking standards	<ul style="list-style-type: none">Development Charges waived on all units targeting 60% FMI, and below	<ul style="list-style-type: none">NO	<ul style="list-style-type: none">100% Property Tax Waiver for 10 years on affordable units	<ul style="list-style-type: none">Federal Low Income Housing Tax Credit (4% or 9%)Opportunity Zone Tax CreditEligible for Federal, State, Municipal Housing FundsWaived State Construction Excise Tax of \$1.35/sf of Residential GFA
San Francisco	<ul style="list-style-type: none">YES, varies by districtStatewide mandated density bonuses for Affordable Housing, up to 35% bonus without rezoningMunicipal HOME SF, additional density bonus can be combined with State bonus	<ul style="list-style-type: none">NOOnly as a result of a formal Zoning Bylaw Amendment	<ul style="list-style-type: none">NO	<ul style="list-style-type: none">NO	<ul style="list-style-type: none">NO	<ul style="list-style-type: none">Federal Low Income Housing Tax Credit (4% or 9%)Opportunity Zone Tax CreditEligible for Federal, State, Municipal Housing Funds
Seattle	<ul style="list-style-type: none">YES, varies by district	<ul style="list-style-type: none">YES, reduced parking standardsrelaxed Setback requirements	<ul style="list-style-type: none">NO	<ul style="list-style-type: none">NO	<ul style="list-style-type: none">100% Property Tax Exemption for certain Multi-Family Developments for 12 years	<ul style="list-style-type: none">Federal Low Income Housing Tax Credit (4% or 9%)Opportunity Zone Tax CreditEligible for Federal, State, Municipal Housing Funds
Washington DC	<ul style="list-style-type: none">YES, varies by districtUp to 20% density bonus without rezoning	<ul style="list-style-type: none">YES, reduced parking standardsrelaxed Setback requirements	<ul style="list-style-type: none">NO	<ul style="list-style-type: none">NO	<ul style="list-style-type: none">Property Tax Waiver on affordable units for 30 years	<ul style="list-style-type: none">Federal Low Income Housing Tax Credit (4% or 9%)Opportunity Zone Tax CreditEligible for Federal, State, Municipal Housing Funds

Municipal Framework for an Inclusionary Zoning Partnership

April 28, 2021

Objective

- This framework is based on the current Provincial parameters for Inclusionary Zoning (IZ), and is not intended as guidance for Housing Affordability in general.
- BILD recommends that an IZ framework should be developed with four key themes in mind. These include:

1. Partnership
2. Setting the Right Parameters
3. Implementation and Transition
4. Operation and Maintenance

- The following pages discuss these four themes in greater detail.
- **Given the complexity and variability of the development approval process across the GTA and Simcoe County, there may be additional recommendations that the industry may put forward, for a specific municipality, that is not included in this document.**

Partnership

- Upholding the principle of an IZ partnership model between a municipality and the industry by offering a suite of incentives and offsets is of the utmost importance to the industry.
- These incentives could include, but are not limited to, waving or reducing development charges, application fees, CIL or parkland levies or any other government imposed fees or charges. Offsets could include, but are not limited to, density bonusing above what would be approved otherwise through the planning process, parking requirements, or reduction in parkland dedication.
- Depending on the level of affordability that a municipality sets out, it may require Federal and Provincial participation as well.

Setting the Right Parameters

- Municipal zoning by-laws should be updated to provide reasonable as-of-right zoning permissions and additional density could be explicitly provided where IZ zoning is in place.
- Affordability factors should be defined at the neighbourhood or community scale rather than reflect the entire municipality. They should include a reasonable definition of affordable housing that reflects the local municipality and does not tie to income.
- When determining the affordability period of the IZ units, a municipality should distinguish between planning for affordable rental IZ units or affordable market IZ units. The tenure for the affordability period should match the given scenario.
- Rental IZ units should not be held in perpetuity. The affordability period for these units should align with the life cycle of a building, when maintenance and repairs start to be needed. By that point, a building could require a significant injection of future capital to bring it up to adequate standards, codes and support any other municipal targets (i.e. carbon neutrality). Bringing this units back into the market supply at that time would align with this natural cycle of repair. This would also ensure that these units are able to absorb and adapt within the changing marketplace.
- Additional incentives should be provided if projects are held affordable for periods longer than 10 years or if the affordability definition results in deeper subsidies.

Setting the Right Parameters

- Rent for the IZ units should be able to keep pace with inflation and residential rent increase guidelines to absorb increases in maintenance costs.
- Provide the option for cash-in-lieu. Cash-in-lieu would be a tool that municipalities can use to collect and redirect funds to support other priority housing projects within the community or neighbourhood where the market rent project is located.
- Provide the option for off-site contributions. Allowing for off-site contributions provides flexibility should there be a greater need for IZ units in other parts of a municipality.
- Ease all IZ requirements related to purpose built rental, including the affordability period, level of affordability, and IZ set aside in order to support its continued delivery. BILD and its members stress that this housing product type is incredibly challenging to build, especially under pandemic conditions. It is imperative that municipalities does not impose additional policies that make rental more difficult to build.
- Consider the cumulative effects of other planning policy requirements (i.e. heritage) and create a mechanism where reduced or waived IZ requirements can be allowed, if demonstrated to be unfeasible for a project or if other community-benefitting contributions are being met.

Implementation & Transition

- Consider a graduated and phased-in approach for implementation. A long-term IZ policy approach would allow land markets to adjust and developer expertise to grow.
- Transition provisions should allow for projects with existing approvals or active applications that are deemed complete to be grandfathered and should include a start date that is at least 1 year after the approval of the policies to allow the industry to adjust to the adopted policies.
- This would include making sure that IZ requirements are not applied to a development that has an existing approval in place (i.e. zoning) and would be proceeding with a future, subsequent approval (i.e. site plan).

Operation & Maintenance

- Guidance should be provided for the operation and maintenance of this units.
- Clear and consistent agreements for the management of units for the prescribed affordability period should set out on a case-by-case basis to ensure optimal flexibility.

Making Room for the Middle:

A Housing Strategy for Mississauga



October 2017

 MISSISSAUGA



Mayor's Message

Mississauga is a remarkable city which is growing. By 2041, Mississauga will near a million residents. Our city is thriving and well poised to foster a quality of life that is second to none.

With growth comes change, new opportunities, and new challenges. In January 2016, Council embarked on an ambitious program to study and understand the challenges of housing facing our community. We learned the challenges are real, and that an intervention by all levels of government is needed.

Housing is an issue that touches every resident and business. I am committed to building a City and creating the conditions where residents from all walks of life continue to thrive and enjoy a high quality of life!

Making Room for the Middle: A Housing Strategy for Mississauga is our call to action! It is our blueprint for fostering a supportive development environment for the delivery of a range of housing affordable for all!

Our Strategy focuses on the middle income. Families need homes where they gather to create traditions and celebrate their culture; seniors need housing that supports aging in place; millennials, who add so much vibrancy to our city, need to have entry-level housing near their employment. In doing so, all income levels will benefit.

Our Strategy offers 40 Actions. It articulates a clear role for the City, but appeals to both the Provincial and Federal governments for major reform to existing housing policy and programs. I am confident through our continued collaboration with the Region of

Peel we will effect significant and lasting change.

My sincere thanks and appreciation to members of Council for their leadership. Without their unwavering support, the Strategy simply would not have been possible. My deepest thanks to the members of the Advisory Panel. Your incredible insight, knowledge and advice were invaluable, and have served the City well.

Inaction is not an option; the future of Mississauga depends on our leadership.



Bonnie Crombie
Mayor of Mississauga



It is our blueprint for fostering a supportive development environment for the delivery of a range of housing affordable for all!



Advisory Panel Message

Housing is a concern for all residents. Mississauga's middle-class is becoming increasingly challenged to find suitable housing.

This trend is certainly not unique to the City of Mississauga. Nationally, housing affordability has reached a crisis-point in some cities. As such, a proactive intervention is absolutely necessary.

I would like to commend Mayor Bonnie Crombie and Members of Council for showing such leadership and for taking action!

It has been my honour to chair the Mississauga Housing Advisory Panel. I am incredibly proud of the contribution we have made. The frank and honest insight of each member has been invaluable, and is embedded in the 40 Actions contained within the Strategy.

At the beginning of this year, a group of over 20 housing professionals from the public, private and non-profit sectors were convened to share their knowledge, provide advice, and offer solutions.

The resulting Strategy is ambitious! It challenges the status quo. It sets a new course for the City of Mississauga! It proposes innovative, yet practical, solutions for the City. It acknowledges the importance of partnerships, not only with other orders of government, but with the local building industry.

I am confident the Strategy will make a difference!

On behalf of Panel members, I would like to extend my sincere appreciation to staff for their quality work, care, and support. It has been a pleasure.

We are feeling incredibly optimistic! We look forward to a continued working relationship with the city as we collectively work to make Mississauga thrive!

Andrea Calla,



*Chair, City of Mississauga Housing Advisory Panel
President & CEO, The Calla Group
Chair, Canadian Urban Institute*

“

The resulting Strategy is ambitious! It challenges the status quo. It sets a new course for the City of Mississauga!

”

Introduction	6
Our Vision	7
Based on Research	8
Why Are We Doing This?	10
About Our Goals	15
What Are We Aiming for?	35

Introduction

The City of Mississauga has had a long-standing role in supporting the delivery of a range of housing. Our comprehensive land use planning policy program articulates a strong vision for diverse, inclusive, mixed-use communities. Planning tools have been adopted to facilitate new housing and communities.

As a result, Mississauga has earned a reputation as a great city. Mississauga's growth can largely be attributed to middle income earners – young professionals and families seeking the quality of life and affordable housing that was available.

However, as the city continues to grow, the very qualities that made Mississauga great are increasingly at risk of being compromised. The cost of housing is increasing; rental vacancy rates are incredibly low; the supply of vacant land is dwindling and rising in price; and the cost of infrastructure to support development is increasing.

Collectively, this poses a significant challenge. Housing and its affordability must be at the forefront of our thinking. The provision of a range of housing choices for all household incomes

is critical for the long term health and viability of our city.

Increasingly, middle income households are struggling to find housing appropriate to their needs and income level. Our research shows this will not improve without an intervention by the City and other partners.

The goals and actions of this Strategy tackle this challenge head-on. It recommends a change to traditional approaches to planning. No longer should the City be simply a passive facilitator of housing development. Best practices research and a growing body of evidence shows that in the absence of policy intervention and actions, the housing market will not correct itself.

This strategy is bold, and innovative. It acknowledges the limitations of a second tier municipality, but defines the actions we can take. The Strategy positions the City as a leader; as a proactive intervenor in land use policy; as a convenor of partnerships; as an advocate for systems reform; and as a collaborator to ensure Regional services are effectively delivered to meet the broader needs of all Mississauga's residents.

“

This strategy is bold, and innovative. It acknowledges the limitations of a second tier municipality, but defines the actions we can take.

”

Our Vision

There is room for everyone in the City of Mississauga. All residents have access to safe, stable and appropriate housing that is affordable at all income levels.

Our Principles

Provide Leadership

Mississauga will provide leadership to address affordable housing needs by expanding its current planning policies and developing municipal housing solutions based on tools provided by senior levels of government.

Build Partnerships

Mississauga will work with stakeholders across the housing continuum to foster a supportive environment that is conducive to the development of housing that is affordable to middle income households. Mississauga will minimize barriers for the Region of Peel as Housing Service Manager to house low income and vulnerable populations.

Seek Opportunity

Mississauga will look for opportunities to support its housing program and improve the supply of affordable housing. Mississauga will call on senior levels of government to remove existing barriers, enhance legislative powers and provide more financial support for affordable housing.

Mindful of the Middle

Mississauga's middle income households are a key focus of this strategy. Affordable housing is in short supply for middle income households who are a critical part of the workforce needed to support the City's long term economic prosperity.

Reflect the City's Vision

Affordable housing is a fundamental component of a livable city. It should support the vision for the City – a place where all can live, work and prosper. As Mississauga continues to grow, affordable housing will enhance City neighbourhoods, be available across the City and support public infrastructure investments and services.

Based on Research

Research has helped ground this Strategy. The background studies shown below quantify the affordability gap, they find the market is unlikely to build housing that is affordable to middle income households without incentives and they highlight successful best practice interventions used by other cities.

The Strategy's goals and actions are also shaped by critical decisions of Council, namely:

- low-income and vulnerable populations in Mississauga will remain the responsibility of the Region of Peel which is the designated Service Manager responsible for subsidized housing
- retaining middle-income households is vital for the City of Mississauga's future
- protecting existing, good quality rental stock in Mississauga is a priority
- a reconsideration of existing funding and the provision of new sources of funding will be essential for success



What is Affordable & Who is The Middle?

Housing is considered affordable when:

- It costs less than 30% of annual gross household income
- Prospective homeowners can afford to pay from approximately \$270,000 to \$400,000, but in Mississauga this can only buy a condominium apartment or a limited selection of townhouses
- For rental housing it is a monthly rental rate of approximately \$1,200

Middle income households are:

- Those that earn between \$55,000 and \$100,000 per year
- For those that rent they can pay market prices but have difficulty finding units that suit their needs
- The competition for housing in this price range is higher than the supply



30%

Housing is considered affordable
when it costs less than 30% of
annual gross household income

Why Are We Doing This?

Housing impacts all residents. In Mississauga, the supply of housing that is affordable to a range of household incomes is diminishing. Particularly alarming is the challenge middle-income earners face entering and moving within the local market.



1

1 IN 3

1 in 3 households are spending more than 30% of their income on housing; and our research suggests this will rise. The cost of housing in Mississauga is high and continues to go up. Already 30,000 households spend too much on housing. Low income households are affected most severely, but middle income households are not immune. More than a quarter of middle income households and 70% of all low income households, face affordability challenges.



2

RANGE OF HOUSING

The range of housing available to middle income earners is dwindling, so we are at risk of having them priced out of the city. The market is meeting the needs of high income households and there are housing supports in place for low income households. Middle income earners – teachers, nurses, social workers – struggle to afford market housing but earn too much to qualify for housing assistance. This income group is vital to the social mix of the City and it's economic well-being.



3

SUSTAINABLE COMMUNITIES

Affordable housing is fundamental to healthy, inclusive and sustainable communities. As it becomes increasingly unaffordable, quality of life will diminish. Housing goes beyond bricks and mortar. Having an affordable and suitable home supports good health and well-being and provides a pathway to financial and social stability. The lack of affordable housing affects school performance, job stability, personal relationships and both physical and mental health. The cost of inadequate housing results in increased pressure on other government services and agencies.



Who Does What?

There are many types of housing and many stakeholders involved in providing housing and related support services. The following levels of government and organizations play a role in the delivery of housing:



Federal Government

The Federal Government, that is the Canada Mortgage and Housing Corporation (CMHC), provides mortgage insurance to homeowners and initiates, funds and implements various housing programs. Their financial support helps and continues to build much of the existing social housing that exists today. They have embarked on the development of a National Housing Strategy. This has been long awaited by the many stakeholders involved in the provision of housing.



Provincial Government

The Provincial Government has legislated responsibility for housing and can offer legislative tools and financial support. In recent years, the role of the Province has changed from direct delivery to an administrative one as the authority for the provision of housing services was delegated to Service Managers. Funding is provided to Service Managers to manage local housing needs.



Regional Government

The Region of Peel is the designated Service Manager responsible for subsidized housing and housing programs. In this role, the Region sets affordable housing priorities and collects and receives funds to address local affordable housing needs. The focus of the Peel Service Manager has been on vulnerable and low income households.



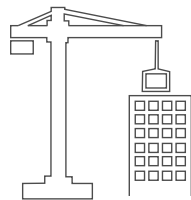
Local Government

Mississauga operates in a two-tier municipal structure and does not have any direct responsibilities for affordable housing. However, many of the regulatory tools such as the zoning of land and the processing of development applications are the responsibility of the City and can be used to create a supportive environment for the delivery of affordable housing.




Non-Profit Organizations and Cooperatives

This sector provides subsidized housing as well as emergency shelters and transition housing. It often supports social justice causes and may target particular groups such as seniors or those with physical or developmental challenges.



Private Sector

Comprised of landowners, developers, builders, investors and landlords, this sector responds to market demand and delivers ownership and rental housing for profit.



Individuals

Many individuals purchase investment properties that provide rental accommodation at market rates. Other homeowners create additional units in their homes. These are referred to as second units and are typically a source of affordable rental housing.



About Our Goals

Our Strategy identifies four goals to guide the actions of Council and our Partners over the coming years. The actions are interdependent; success requires each action to be appropriately resourced and prioritized. Underpinning each of these are basic principles which emphasize the importance of continued partnerships, optimizing opportunities; demonstrating leadership; and collectively focussing on middle income households while improving housing conditions for all residents.

The City will proceed to implement actions which are within its jurisdiction. Some of these actions can be achieved in the short term. Other actions will take more time - requiring new legislation or innovative partnerships. Mississauga is limited in its ability to finance affordable housing initiatives on its own. Funding for the actions will be dependent on investments from the Region of Peel as our Service Manager and senior levels of government.

**REMOVE
BARRIERS**

**CLOSE THE
MISSING MIDDLE
GAP**

**CHAMPION
SYSTEMS
REFORM**

**BE
ACCOUNTABLE**

Remove Barriers

Bringing an affordable housing project to market can be a lengthy and complicated process. Streamlining the process, reducing risk and establishing clear development requirements can help developers reduce costs that can be passed on to tenants and homeowners.

Create a supportive policy environment

Official planning documents and development regulations need to clearly articulate and complement the City's affordable housing vision

1 Amend the official plan to strengthen existing and add new policies supporting affordable home ownership and rental housing for moderate income households and the development of family-size units

2 Review development standards and requirements to encourage the development of housing that is affordable to middle income households (e.g., parking standards, Section 37 contributions)

Make lands development ready

The planning process can be lengthy and the results uncertain. Having planning approvals in place for lands in prime locations can reduce financing costs and risk to housing providers

3 Implement tools such as pre-zoning, inclusionary zoning and a development permit system for lands in appropriate locations across the city and in proximity to transit services to allow the built forms and densities needed to produce affordable housing and to support the development of family-sized housing units

4 Review the zoning of Region-owned lands for additional development opportunities for housing

Drive continuous improvement

Currently the City's Strategic Leader - Development Liaison position works to resolve impediments in the planning process for strategic development proposals including affordable housing projects. This valuable work should continue and be supplemented by looking at all services and processes for ways to support the development of affordable housing

5 Continue to support affordable housing proposals with the City's Strategic Leader - Development Liaison position

6 Assign dedicated resources to apply an affordable housing lens to identify opportunities to support affordable housing in all City services and processes

Optimize City assets

Not only is land a major cost element in a development project, but it is also difficult for affordable housing providers to find and compete on the open market for development sites. The City can assist by making surplus lands available for affordable housing proposals and consider how housing could be incorporated into City facilities

7 Implement a "housing first" policy for surplus City lands

8 Investigate infill opportunities and co-development of affordable housing with City facilities

Encourage second units

Second units are intrinsically more affordable than other market rentals and also support affordable homeownership. They are also one of the most cost-effective ways to increase the supply of affordable housing throughout the city

9 Review and simplify processes and regulations for legal second units

Reassess City charges and taxes

Charges and taxes can affect the financial viability and sustainability of an affordable housing project. It is important to ensure that affordable housing projects pay an equitable share and that charges are not unintentionally discouraging some types of needed housing such as affordable family size units

10 Review the Development Charges By-law to identify opportunities to promote a broad mix of affordable units

11 Review property taxation for rental buildings to reduce any inadvertent disincentive

Preserve purpose built rental

Existing rental buildings are a valuable component of the city's affordable housing stock. Controlling the conversion of rental buildings to condominium ownership and the demolition of rental units without replacement helps protect this stock.

12 Develop a demolition control and replacement by-law

13 Develop a condominium conversion control by-law

Close The Missing Middle Gap

The high cost of housing in Mississauga poses significant challenges for middle-income working households. These households earn too much to qualify for subsidized housing and have limited housing choices. Closing the missing middle gap can be achieved by implementing effective strategies and programs to provide needed support to ensure these households remain housed in the City.

Encourage diverse supply of safe second units

Second units are one component to providing a diverse supply of affordable housing choices. These units meet housing needs of households facing financial challenges and use the existing housing stock in the City. Encouraging a diverse supply of safe, affordable second units provides people with the opportunity to live in Mississauga.

14 Support the Region in implementing second unit grant and loan programs

Make the pro forma work

Real estate fees, development charges, and property taxes represent a significant expense for building owners and developers. For this reason, exemptions and deferrals that reduce an owner's costs can be a powerful incentive tool to induce investment in the construction, rehabilitation, or maintenance of the City's housing stock

15 The Region should consider the deferral of development charges on the portion of affordable units provided in new construction

16 Establish a Property Tax Deferral Program in partnerships with the Region for the production of new housing affordable to the middle income households

17 Explore incentives to support inclusionary zoning

Support First Time Home Buyers

First time home buyers are finding it increasingly difficult to enter the housing market. One of the challenges faced by many households is saving enough money for a down payment. Developing programs that will support first time home buyers will allow for people to live in Mississauga and contribute to our economy as they will be provided with the opportunity to obtain suitable, affordable housing

18 Encourage first time home ownership programs such as shared equity and co-housing for middle income households

Champion Systems Reform

To be successful, system change needs to occur at all levels. This includes legislation, taxation, funding programs, administrative process, and broader levels of education and awareness.

There are many players in the housing market – senior levels of government, the development industry, non-profit organizations and the community. The City of Mississauga will engage and work collaboratively with all players to create a supportive environment for housing developers to provide housing that is affordable across the housing continuum with a focus on middle income households. Focus on middle income housing, the outcome will also assist with the delivery of housing for low income households.

Secure additional financial resources

As the Housing Service Manager the Region of Peel has the responsibility of administering affordable housing funds that it collects through development charges and municipal taxes as well as those it receives from the Provincial and Federal governments. Mississauga can bolster these funds through funds collected through the development process. Mississauga will work with all levels of government to raise and allocate funding and develop financial programs that meet the needs of the housing providers and support a full range of housing that is affordable to all income groups including the middle income households

19 Explore with the Region the implementation of a Regional tax levy to support middle income households

20 Petition senior levels of government (Peel, Provincial and Federal Governments) to create enduring and sustainable funding programs that realize developer timeframes and financial needs

21 Appeal to senior levels of government (Peel, Province and Federal Governments) to provide affordable home ownership assistance to individuals

22 Investigate incentives provided by upper tier governments for upgrades to rental stock

23 Petition the Province to expand municipal revenue tools

24 Build an affordable housing reserve fund using Section 37 and other municipal revenues to finance affordable housing and purpose-built rental housing incentives

Restructure taxation and financial supports

There is an array of existing taxes that developers are required to pay. Relief from these taxes can make the construction and operation of affordable housing more financially viable

25 Petition senior levels of government to consider taxation policies that incent affordable housing that include but are not limited to

- the creation of second units
- rehab existing purpose built rental housing
- new purpose built rental housing
- GST rebates or exemptions

26 Appeal to Federal and Provincial governments to explore tax credits and exemptions for affordable housing including but not limited to

- income tax credit (e.g. second unit homeowners)
- land transfer tax exemptions
- create land value capture tools for municipalities
- low income housing tax credits

27 Encourage senior levels of government to provide financial backing/ insurance to affordable housing developers

Make surplus land available

The availability of land is a barrier to many housing providers, particularly non-profit organizations. Senior levels of government should make surplus land available to affordable housing providers before placing the land on the open market

28 Work with senior levels of government to make their surplus land available for affordable housing

Advocate for supportive policy and legislation

Making sure that policies and legislation are aligned to support affordable housing for all income groups, including middle income households, gives the City the support and tools it needs to achieve its housing vision

29 Encourage the Region to expand the Term of Council priority to include housing for middle income households

30 Implement the Province's initiative to eliminate development charges and updated building code legislation for second units in new construction

31 Implement Inclusionary Zoning

Create a culture of action

As a lower tier municipality Mississauga is often the first point of contact for development applicants, business and the public. Mississauga staff need to have affordable housing on their radar and be versed in the programs that are available. Outreach to the homeowners and the real estate and building industry is also critical to ensure a good uptake on the affordable housing programs

32 Promote affordable housing programs to development proponents

33 Promote Regional programs to development proponents

34 Provide landlord education (e.g., rights and responsibilities)

35 Provide a communication and education plan for realtors, builders and potential landlords

Be Accountable

Measuring progress and keeping the importance of housing affordability top of mind will be vital to the success of the Affordable Housing Strategy.

Measure the affordability gap

Establishing goals is important in order to measure our success. While these goals need to be realistic they also need to be ambitious if we are to make a difference to the many individuals and families struggling to find affordable housing that meets their needs

36 Establish interim housing unit production targets based on Regional requirements

37 Establish long-term housing unit production targets

Maintain visibility

Too often attention to important issues is fleeting. To ensure that this does not happen to affordable housing, regular monitoring and reporting on progress needs to occur

38 Monitor and report on affordable housing

- annual investment
- unit retention and production
- status of the affordability gap for low and middle income households
- uptake of housing programs
- market conditions

39 Continue to engage with housing development stakeholders (e.g., Housing Affordability Advisory Panel, housing events and forums)

Enhance data

Data regarding housing affordability is lacking particularly at the municipal level. Senior levels of government are in the best position to collect and disseminate this data.

40

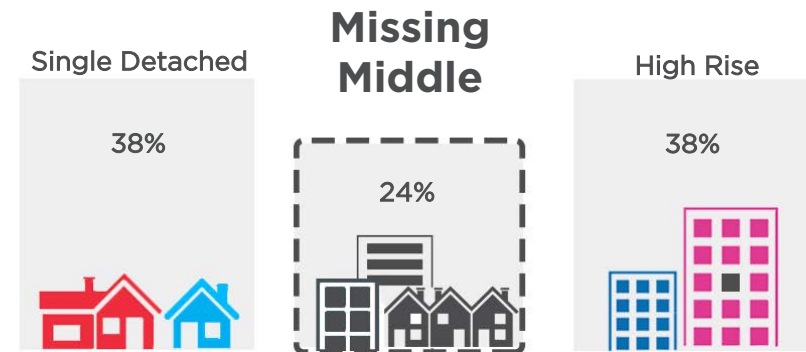
Petition senior levels of government to provide

standardized local housing data and consistent methodologies to measure housing affordability

Affordable Ownership

Ownership housing is a goal for many middle income households. The City needs more diversity in the housing supply, with dwelling types often referred to as the missing middle, to meet housing needs. Innovative programs and partnerships will make this goal a reality. The housing targets can be achieved through the following:

- Market units priced below \$400,000
- Large units designed for families in buildings with indoor and outdoor amenity spaces to support a variety of age groups and activities
- Units with alternative mortgage funding (shared appreciation mortgages) to support middle income households attain home ownership
- Support for new second units that provide rental units and additional financial support for a households wanting to achieve home ownership
- Vacant public lands should include units that support ownership for middle income households



Rental Housing

Rental housing provides choice in a variety of life circumstances and security of tenure to households for which ownership is not an option. Rental housing includes market rental, for the workforce, and affordable rental, for those with the greatest housing needs. Mississauga aims to preserve and enhance its rental housing supply to maintain the diversity in its housing stock.

- Mississauga is striving to achieve a balanced rental market
- The City has had very low vacancy rates for several years in both the purpose-built units (primary market) and other rental units like rented condominium apartments (secondary market)
- Mississauga needs new supply of all types of rental units
- Existing rental units should be maintained, preserved or, where proposed for removal, replaced
- Market rental units that provide choice for middle income households should be supported
- Affordable rental units have monthly rents of approximately \$1,200 according to the Provincial Policy Statement

A large, bold, white '3%' is centered on a dark gray rectangular background. The percentage sign is slightly smaller than the number '3'.

**A vacancy rate at or above
3% represents a balanced
rental market**

The Big Five

While all the actions are important, five actions were identified by the Housing Affordability Advisory Panel as those that would be most impactful at advancing the creation of affordable housing. These actions will be priorities for implementation.

action 25

Petition senior levels of government to consider taxation policies and credits that incent affordable housing.

action 3

Pilot tools such as pre-zoning and a development permit system to produce affordable housing in appropriate locations and in proximity to transit services.

action 17

Encourage the Region to develop an inclusionary zoning incentive program for private and non-profit housing developers.

action 39

Continue to engage with housing development stakeholders (e.g. Housing Affordability Advisory Panel, housing events and forums).

action 15

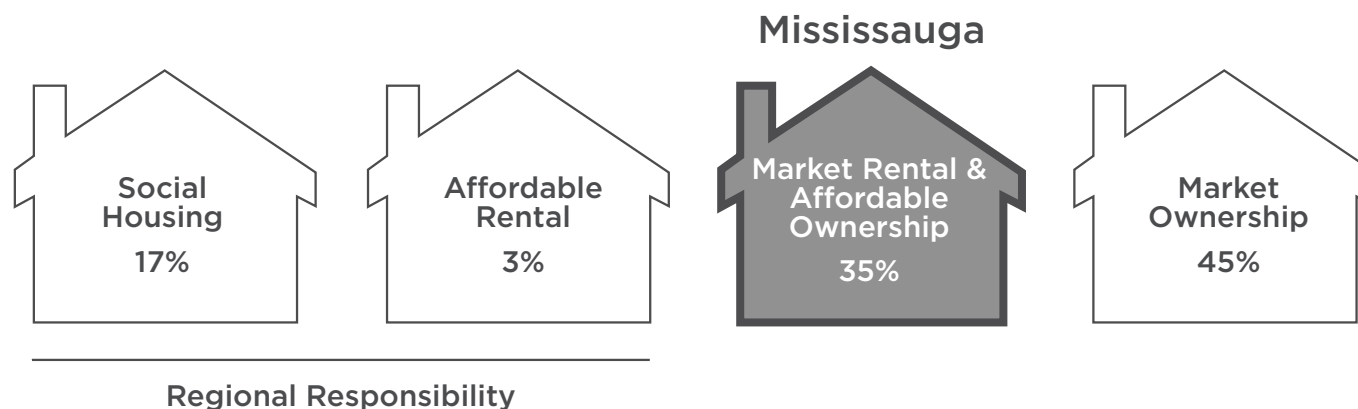
The Region should investigate the costs of deferring development charges on the portion of affordable units provided in newly constructed multiple dwellings.

What Are We Aiming For?

The Region of Peel, as Service Manager, has housing targets for various levels of need along the housing continuum. At one end is social housing and needs that cannot be addressed without financial support from senior levels of government. At the other end is private market ownership housing.

A target is a goal that the City will aspire to achieve. Affordable housing targets provide a framework to monitor progress on the City's affordable housing objectives, address housing needs and communicate the City's expectations to the development community.

Mississauga will use the Region's targets as an interim goal. The City's contribution toward meeting the Region's housing targets will focus on the 35% market rental and affordable ownership. The City will support the Region in achieving the housing targets across the housing continuum. These targets will be achieved City-wide.



The Road Ahead

This Strategy identifies the City's priorities and establishes a course of action. But there is still much to do. Getting the word out and building commitment, harnessing resources and detailed planning are essential next steps before the City's vision of having room for everyone can be realized.



Acknowledgments

Mayor Bonnie Crombie, City of Mississauga

Councillor George Carlson, City of Mississauga

Councillor Carolyn Parrish, City of Mississauga

Robert Trewartha, Chief of Staff, City of Mississauga

Andrea Calla, Chair, City of Mississauga Housing

Affordability Advisory Panel, President and CEO, The Calla Group, Chair, Canadian Urban Institute

Steve Deveaux, Executive Vice President, Tribute Communities & Chair of BILD

Paula Tenuta, VP Policy and Government Relations, BILD

Nadia Frantellizzi, Affordable Housing Consultant, Canada & Mortgage Housing Corporation

Ian Russell, Team Lead, Regional Housing Services, Central Municipal Services Office, Ministry of Municipal Affairs & Housing

Pat Vanini, Executive Director, Association of Municipalities of Ontario (AMO)

Joe Vaccaro, Chief Executive Officer, Ontario Home Builders Association

Heather Tremaine, Chief Executive Officer, Options for Homes

John Gerrard, Chief Executive Officer, Habitat for Humanity Halton-Mississauga

Kevin Whyte, Manager of Community Partnerships and Government Relations, Habitat for Humanity Halton-Mississauga

Jamie McCallum, Assistant Vice President, Commercial Lending, First National Financial

Frank Giannone, President, FRAM Building Group

Martin Blake, Vice President, Daniels Corp.

Hanita Braun, Executive Director, Project Management, Planning and Development, Verdiroc Development Corporation

Patricia Castro, Verdiroc Development Corporation

Jenn Green, Verdiroc Development Corporation

Vijay Gupta, Principal, Schaeffers Consulting Engineers

Tony Pontes, Director of Education, Peel District School Board

Randy Wright, Peel District School Board

Marianne Mazzorato, Director of Education, Dufferin-Peel Catholic School

Janice Sheehy, Commissioner, Human Services, Region of Peel

Sue Ritchie, Manager, Design & Development, Housing Services, Region of Peel

Brett Barnes, Advisor, Housing System and Development, Housing Services, Region of Peel

Ed Sajecki, Commissioner, Planning and Building, City of Mississauga

Andrew Whittemore, Director, City Planning Strategies, City of Mississauga

Angela Dietrich, Manager, City Planning Strategies, City of Mississauga

Paulina Mikicich, Project Leader, City Planning Strategies, City of Mississauga

Emily Irvine, Planner, City Planning Strategies, City of Mississauga

Gaspere Annibale, Researcher, City Planning Strategies, City of Mississauga

Jennifer Lanteigne, Administrative Assistant, City Planning Strategies, City of Mississauga

Steve Czajka, Manager, Information Planning, City Planning Strategies, City of Mississauga

David Kranjcevic, Metrics Coordinator, Park Planning, Parks and Forestry, City of Mississauga

Maida Amir, Web Specialist, Business and Development Services, City of Mississauga

Bogmulia Sliwa, Researcher, Information Planning, City Planning Strategies, City of Mississauga

Jim Doran, Strategic Leader, Development Liaison, City of Mississauga


Gary Kent, Commissioner, Corporate Services & CFO, City of Mississauga

Jeff Jackson, Director, Finance & Treasurer, City of Mississauga

Connie Mesih, Director, Revenue & Material Management, City of Mississauga

Elizabeth McGee, Manager, Financial Strategies, City of Mississauga

Susan Cunningham, Manager, Development Financing & Reserve Management, City of Mississauga



Making Room for the Middle:

Action Plan



October 2017

 MISSISSAUGA

MAKING ROOM FOR THE MIDDLE: ACTION PLAN

Making Room for the Middle – A Housing Strategy for Mississauga contains 4 Goals and 40 Actions to support the continued development of housing that is affordable to low and moderate income households in the city over the next 5 years.

	ACTIONS	SCOPE OF WORK	DELIVERABLE	LEAD	TIME FRAME				
					2017	2018	2019	2020	2021
REMOVE BARRIERS	Create a Supportive Policy Environment – Official planning documents and development regulations need to clearly articulate and complement the City’s affordable housing vision.								
	1. Amend the official plan to strengthen existing and add new policies supporting affordable home ownership and rental housing for moderate income households and the development of family-size units	Phase 1 - Review housing policies to expand: <ul style="list-style-type: none">• General housing policies• Rental housing policies• Housing targets and how these might be achieved	New OP policies	City (CPS) in consultation with Region					
	2. Review development standards and requirements to encourage the development of housing that is affordable to middle income households (e.g. parking standards, Section 37 contributions)	Consider how existing planning regulations (Zoning, Design Guidelines) could be revised to support affordable housing Consider how secured Section 37 can be used to incent middle income housing on a specific applications	Review regulations (i.e. Parking Standards). Identify terms/situations where affordable housing is a priority Revised Section 37 policies and procedures	City (CPS, D&D) potential consultant study City (CPS, D&D)					
ABBREVIATIONS					LEGEND				
CPS – City Planning Strategies DL- Development Liaison F&PM- Facilities & Property Management					Time Frame				
D&D – Development and Design CS – Community Services					Underway/ongoing				
					Pending				
					1				

	ACTIONS	SCOPE OF WORK	DELIVERABLE	LEAD	TIME FRAME				
					2017	2018	2019	2020	2021
REMOVE BARRIERS	Make Lands Development Ready – The planning process can be lengthy and the results uncertain. Having planning approvals in place for lands in prime locations can reduce financing costs and risk to housing providers.								
	3. Implement tools such as pre-zoning, inclusionary zoning and a development permit system for lands in appropriate locations across the city and in proximity to transit services to allow the built forms and densities needed to produce affordable housing and to support the development of family-sized housing units	a. Pre-zoning – work with the Region to identify sites to zone lands and increase units that are affordable for middle income households. City will also pre-zone lands near Major Transit Station Areas (MTSAs) and the Waterfront with a view to incorporating affordable housing,	New Regulations	City (CPS) with support from Region					
		b. Inclusionary Zoning – establish official plan (OP) policies to support inclusionary zoning such as contribution requirements, agreements for rental or affordable units, incentives per unit, support processes such as development standards or pre-zoning, waiving Section 37 contributions	Preparatory Investigation and New Regulations	City (CPS) with support from Region					
		c. Development Permit System – identify areas where a Development Permit System would be appropriate and outline a scope for this project	New Regulations	City (CPS) with support from Region					
	4. Review the zoning of Region-owned lands for additional development opportunities for housing	Cross reference with #3(a)	Present new locational opportunities to build affordable housing	Region with support from City (D&D)					

	ACTIONS	SCOPE OF WORK	DELIVERABLE	LEAD	TIME FRAME				
					2017	2018	2019	2020	2021
REMOVE BARRIERS	Drive Continuous Improvement – Currently the City’s Strategic Leader – Development Liaison position works to resolve impediments in the planning process for strategic development proposals including affordable housing projects. This valuable work should continue and be supplemented by looking at all services and processes for ways to support the development of affordable housing.								
	5. Continue to support affordable housing proposals with the City’s Strategic Leader – Development Liaison position	Define expectations of the role and capacity to engage in housing projects for the Housing Strategy	<ul style="list-style-type: none">- Improved process- Process review- Internal education	City (P&B Commissioner’s Office, D&D, DL)					
	6. Assign dedicated resources to apply an affordable housing lens to identify opportunities to support affordable housing in all City services and processes	Raise internal awareness and promote cultural shift	Identify where and how affordable housing can be supported in City services and processes Updated monitoring Resources	City (CPS)					
	Optimize City Assets – Not only is land a major cost element in a development project, but it is also difficult for affordable housing providers to find and compete on the open market for development sites. The City can assist by making surplus lands available for affordable housing proposals and consider how housing could be incorporated into City facilities.								
	7. Implement a “housing first” policy for surplus City lands	Complete – Corporate Policy Amended July 5, 2017 Internal administrative and decision making processes required – lands only zoned for housing, criteria, etc. Identify list of affordable housing producers	Implement a “housing first” policy and identify affordable housing producers to build on these surplus City lands	City (CPS, Realty Services)					

ACTIONS	SCOPE OF WORK	DELIVERABLE	LEAD	TIME FRAME				
				2017	2018	2019	2020	2021
8. Investigate infill opportunities and co-development of affordable housing with City facilities	Identify opportunities in Future Directions report Link to Development Charge Review	Identify where infill opportunities and co-development of affordable housing with City facilities exists	City (CPS, CMS, F&PM)					
Encourage Second Units – Second units are intrinsically more affordable than other market rentals and also support affordable homeownership. They are also one of the most cost-effective ways to increase the supply of affordable housing throughout the city.								
9. Review and simplify processes and regulations for legal second units	Landlord education workshops and other management support with Region		City + Region	Completed				
Reassess City Charges and Taxes – Charges and taxes can affect the financial viability and sustainability of an affordable housing project. It is important to ensure that affordable housing projects pay an equitable share and that charges are not unintentionally discouraging some types of needed housing such as affordable family size units.								
10. Review the Development Charges By-law to identify opportunities to promote a broad mix of affordable units	Research a mechanism to support housing affordability through financial support for new supply. Recommend an approach with financial constraints for mechanism. This includes: <ul style="list-style-type: none"> • Granting relief to affordable units • Promoting a mix of units • Community Improvement Plan (CIP) 	Implement a financial mechanism to support new supply	City (Finance, Revenue) with support from Region					

	ACTIONS	SCOPE OF WORK	DELIVERABLE	LEAD	TIME FRAME				
					2017	2018	2019	2020	2021
REMOVE BARRIERS	11. Review property taxation for rental buildings to reduce any inadvertent disincentive	<p>The new Ontario Fair Housing Plan now requires that new rental buildings to be taxed using a ratio closer to the Residential tax ratio (between 1.0 and 1.1)</p> <p>Report on the May 24, 2017 Council agenda provided information on the New Multi-Residential Property Class ratio set at 1.1</p> <p>Review of changing the Multi-residential ratio for existing rental buildings is underway and expected to be brought forward in the Fall 2017</p>	Phase in tax ratios for Residential and New Multi-Residential property classes	City (Finance, Revenue)					
	Preserve Purpose Built Rental – Existing rental buildings are a valuable component of the city's affordable housing stock. Controlling the conversion of rental buildings to condominium ownership and the demolition of rental units without replacement helps protect this stock.								
	12. Develop a demolition control and replacement by-law	Report on City by-law and administration process in Fall 2017	New by-law and process	City (CPS, Legal Services, D&D, Building, Enforcement)					
	13. Develop a condominium conversion control by-law	Report on Council by-law and administration process in Fall 2017	New by-law and process	City (CPS + Legal Services, D&D, Building, Enforcement)					

	ACTIONS	SCOPE OF WORK	DELIVERABLE	LEAD	TIME FRAME				
					2017	2018	2019	2020	2021
CLOSE THE MISSING MIDDLE GAP	Encourage Diverse Supply of Safe Second Units – Second units are one component to providing a diverse supply of affordable housing choices. These units meet housing needs of households facing financial challenges and use the existing housing stock in the city. Encouraging a diverse supply of safe, affordable second units provides people with the opportunity to live in Mississauga.								
	14. Support the Region in implementing second unit grant and loan programs	Process to approve applications that have approved funding could be fast tracked Support for this program through advertising on website and providing information at the counter	City process for fast tracking	Region, City (CPS, Building)					
	Make the Pro Forma Work – Real estate fees, development charges, and property taxes represent a significant expense for building owners and developers. For this reason, exemptions and deferrals that reduce an owner’s costs can be a powerful incentive tool to induce investment in the construction, rehabilitation, or maintenance of the city’s housing stock.								
	15. The Region should consider the deferral of development charges on the portion of affordable units provided in new construction	Cross reference #10		Region					
	16. Establish a Property Tax Deferral Program in partnerships with the Region for the production of new housing affordable to the middle income households	Develop a process in consultation with the Region Determine if a Community Improvement Plan is required	Approve a process e.g. CIP	City (Revenue, CPS)					

	ACTIONS	SCOPE OF WORK	DELIVERABLE	LEAD	TIME FRAME				
					2017	2018	2019	2020	2021
	17. Explore incentives to support inclusionary zoning	Region is researching the development of a CIP to support inclusionary zoning City is looking at non-financial incentives such as fast tracking, density bonusing, pre-zoning, reducing parking standards		Region, City (CPS, D&D, DL) potential consultant study					
	18. Encourage first time home ownership programs such as shared equity and co-op housing for middle income households	Revolving loan program – investigate possible Federal and Provincial programs for financial support. Working with Region to develop a business case for the program, study process to establish and administer it	Implement a home ownership program and administer the appropriate funding for households	City (CPS) with Region support					
CHAMPION SYSTEMS REFORM	Secure Additional Financial Resources – As the Housing Service Manager the Region of Peel has the responsibility of administering affordable housing funds that it collects through development charges and municipal taxes as well as those it receives from the Provincial and Federal governments. Mississauga can bolster these funds through funds collected through the development process. Mississauga will work with all levels of government to raise and allocate funding and develop financial programs that meet the needs of the housing providers and support a full range of housing that is affordable to all income groups including the middle income households.								
	19. Explore with the Region the implementation of a Regional tax levy to support middle income households	Study jointly the potential for a Regional tax levy for funding to support programs for middle income households	Implement a Regional tax levy	Region with support from City (CPS, Finance)					




	ACTIONS	SCOPE OF WORK	DELIVERABLE	LEAD	TIME FRAME				
					2017	2018	2019	2020	2021
CHAMPION SYSTEMS REFORM	20. Petition senior levels of government (Peel, Provincial and Federal Governments) to create enduring and sustainable funding programs that realize developer timeframes and financial needs	Advocate through reports, comments and Consultation groups (Community Reference Group) and organizations such as AMO the need for new programs based on research findings and input from the Housing Advisory Panel	Understand proposed programs and implement programs as necessary	Mayor's Office with support from City (CPS)					
	21. Appeal to senior levels of government (Peel, Province and Federal Governments) to provide affordable home ownership assistance to individuals	Advocate through reports, comments and Consultation groups (Community Reference Group) and organizations such as AMO the need for new programs based on research findings and input from the Housing Advisory Panel	Continue to support the implementation of this action item	Mayor's Office with support from City (CPS)					
	22. Investigate incentives provided by upper tier governments for upgrades to rental stock	Study existing programs from the Service Manager, the Province and the Federal Government (CMHC). Meet with representatives to understand the requirements of the programs	Promote incentives to landlords to upgrade rental buildings	Region with support from City (CPS)					
	23. Petition the Province to expand municipal revenue tools	Petition for tools that would provide financial support for housing affordability initiatives such as vacant dwelling tax and land value uplift	Understand the impacts of proposed revenue tools and implement as necessary	Mayor's Office with support from City (Legal Services)					

	ACTIONS	SCOPE OF WORK	DELIVERABLE	LEAD	TIME FRAME				
					2017	2018	2019	2020	2021
CHAMPION SYSTEMS REFORM	24. Build an affordable housing reserve fund using Section 37 and other municipal revenues to finance affordable housing and purpose-built rental housing incentives	Cross reference with #10	Implement the financial mechanism to support this reserve fund and provide funding where needed	City (CPS, Revenue, Finance)					
	Restructure Taxation and Financial Supports – There is an array of existing taxes that developers are required to pay. Relief from these taxes can make the construction and operation of affordable housing more financially viable.								
	25. Petition senior levels of government to consider taxation policies that incent affordable housing that include but are not limited to <ul style="list-style-type: none"> the creation of second units rehab of existing purpose built rental housing new purpose built rental housing GST rebates or exemptions	Advocate through reports, comments and Consultation groups (Community Reference Group) and organizations such as AMO the need for new programs based on research findings and input from the Housing Advisory Panel This might also include income and corporate taxation	Understand the impacts of proposed taxation policies and implement as necessary	Mayor's Office with support from City (CPS)					

	ACTIONS	SCOPE OF WORK	DELIVERABLE	LEAD	TIME FRAME				
					2017	2018	2019	2020	2021
CHAMPION SYSTEMS REFORM	26. Appeal to Federal and Provincial governments to explore tax credits and exemptions for affordable housing including but not limited to <ul style="list-style-type: none"> income tax credit (e.g. second unit homeowners) land transfer tax exemptions create land value capture tools for municipalities low income housing tax credits 	Cross Reference #25	Understand the proposed tax credits and exemptions and implement as necessary	Mayor's Office with support from City (CPS)					
	27. Encourage senior levels of government to provide financial backing/insurance to affordable housing developers	Advocate through reports, comments and Consultation groups (Community Reference Group) and organizations such as AMO the need for new programs based on research findings and input from the Housing Advisory Panel	Understand proposed financial backing/insurance and ensure affordable housing developers are provided with it	City (CPS) with support from Region					
	Make Surplus Land Available – The availability of land is a barrier to many housing providers, particularly non-profit organizations. Senior levels of government should make surplus land available to affordable housing providers before placing the land on the open market.								
	28. Work with senior levels of government to make their surplus land available for affordable housing	Provincial land already available through Ontario's Fair Housing Plan. Work with upper tier on opportunity basis to ensure land development with housing first approach	Ensure surplus land is first made available to identified affordable housing producers	City (CPS, Realty) with support from Region					

	ACTIONS	SCOPE OF WORK	DELIVERABLE	LEAD	TIME FRAME				
					2017	2018	2019	2020	2021
CHAMPION SYSTEMS REFORM	Advocate for Supportive Policy and Legislation – Making sure that policies and legislation are aligned to support affordable housing for all income groups, including middle income households, gives the City the support and tools it needs to achieve its housing vision.								
	29. Encourage the Region to expand the Term of Council priority to include housing for middle income households	Discuss expanding the Term of Council priority Provide comments through reports and studies on the potential expansion of the Terms of Council priority	Ensure the Term of Council priority aligns with the Housing Strategy	Mayor’s Office with support from City (CPS, City Manager)					
	30. Implement the Province’s initiative to eliminate development charges and updated building code legislation for second units in new construction	Commenting period closed July 10, 2017 Implement once approved	Implement Provincial initiative	City (Building, Finance)					
	31. Implement Inclusionary Zoning	Continue to inquire regarding timing of regulations and lobby for its release Develop OP and zoning changes with requirements Scope for discussion and review Incorporate into application process Financial supports: incentives, where it’s applicable	Understand regulations when provided and implement IZ where necessary	City (CPS, D&D)	pending regulations				

	ACTIONS	SCOPE OF WORK	DELIVERABLE	LEAD	TIME FRAME				
					2017	2018	2019	2020	2021
CHAMPION SYSTEMS REFORM	Create a Culture of Action – As a lower tier municipality Mississauga is often the first point of contact for development applicants, business and the public. Mississauga staff need to have affordable housing on their radar and be versed in the programs that are available. Outreach to the homeowners and the real estate and building industry is also critical to ensure a good uptake on the affordable housing programs								
	32. Promote affordable housing programs to development proponents	Educate proponents and develop a brochure/materials/website	Ensure affordable housing programs are continuously made available to development proponents	City (CPS, D&D, DL)					
	33. Promote Regional programs to development proponents	Educate proponents and develop a brochure/materials/website	Ensure Regional programs are promoted and made available to development proponents	City (D&D, DL)					
	34. Provide landlord education (e.g. rights and responsibilities)	Landlord education information Support second units through education Look at materials available to the public Resources at planning counter for applications/inquiries – guidelines for applications, common renovations, drawings, etc.	Continue to provide education to landlords when needed and ensure rights and responsibilities are made available through different resources	City (CPS, Building) with support from Region					
	35. Provide a communication and education plan for realtors, builders and potential landlords	Education and develop a brochure/materials/website	Continue to provide the communication and education plan. Ensure it is available through different resources	Region with support from City (CPS, Building, Communication)					

	ACTIONS	SCOPE OF WORK	DELIVERABLE	LEAD	TIME FRAME				
					2017	2018	2019	2020	2021
BE ACCOUNTABLE	Measure the Affordability Gap – Establishing goals is important in order to measure our success. While these goals need to be realistic they also need to be ambitious if we are to make a difference to the many individuals and families struggling to find affordable housing that meets their needs.								
	36. Establish interim housing unit production targets based on Regional requirements	Interim targets in Housing Strategy Will be established in OP policies	Establish interim housing unit production targets in the Housing Strategy and monitor unit production in partnership with Region	City (CPS) with support from Region					
	37. Establish long-term housing unit production targets	Clarification on targets -: rental vs. ownership housing targets	Implement long-term housing unit production targets in partnership with Region	City (CPS) with support from Region					
	Maintain Visibility – Too often attention to important issues is fleeting. To ensure that this does not happen to affordable housing, regular monitoring and reporting on progress needs to occur.								
	38. Monitor and report on affordable housing <ul style="list-style-type: none">• annual investment• unit retention and production• status of the affordability gap for low and middle income households• uptake of housing programs• market conditions	Identify required data Develop monitoring	Monitor and report on affordable housing semi-annually in partnership with Region	City (CPS, Communications) with support from Region					

	ACTIONS	SCOPE OF WORK	DELIVERABLE	LEAD	TIME FRAME				
					2017	2018	2019	2020	2021
BE ACCOUNTABLE	39. Continue to engage with housing development stakeholders (e.g., Housing Affordability Advisory Panel, housing events and forums)	Engage through events, forums and special meetings to provide and obtain input on the implementation of the Housing Strategy		City (CPS)					
	Enhance Data – Data regarding housing affordability is lacking particularly at the municipal level. Senior levels of government are in the best position to collect and disseminate this data.								
	40. Petition senior levels of government to provide standardized local housing data and consistent methodologies to measure housing affordability	Advocate through reports, comments and Consultation groups (Community Reference Group) and organizations such as AMO the need for new programs based on research findings and input from the Housing Advisory Panel.	Report on/understand housing data in relation to housing affordability and its alignment with the Housing Strategy	Mayor's Office with support from City (CPS)					

