












Appendix I  
2021 Capital Financial Triannual Performance Report - April 30, 2021

2021 Capital Spending (\$'000)			
Service		Actual Gross Expenditure Jan.1 - Apr. 30, 2021	Investment Highlights
<b>Property Tax Supported</b>			
	Early Years and Child Care	\$1,754	GovGrants technology project (\$0.3M) and Community-based Capital Program (CBCP) (\$1.4M). CBCP is 100% externally funded from the Ministry of Education.
	Housing Support	\$8,860	In year spending for construction of 360 City Centre (\$5.7M) and Brampton Bramalea Christian Fellowship (\$1.8M) and Indwell Supportive Housing (\$1.4M).
	Long-Term Care	\$9,030	Expenditures primarily on Seniors Health & Wellness (\$8.8M), CCTV in elevator (\$27K) at Sheridan Villa, replacement of residents bed & lift (\$34K) and (\$93K) at Malton Village and Sheridan Villa, replacement of lighting system (\$19K) at David Centre, Supplementing cooling system (\$40K) at Tall Pines, Wilsom Land (\$27K) at Long Term Care Division.
	Paramedics	\$303	Purchase of service equipment (\$200K) for enhanced communications with the Centralized Ambulance Communications Centre (CACC), base hospital physicians, patching to the hospital and superintendent contact with crews as well as continued work on 2 new satellite stations (\$100K).
	TransHelp	\$65	\$58K spent for bus commissioning and technology investments to enhance service delivery (\$11K).
<b>Living</b>		<b>\$20,013</b>	
	Roads and Transportation	\$5,142	Transportation supports Regional growth with road widenings of Queen Street, Mayfield Road, The Gore Road, Mississauga Road, Dixie Road for a total of \$2.2M. State of Good Repair projects included corridor improvements on Erin Mills Parkway and other ongoing works include structure repairs and replacements, noise and retaining walls and storm system improvements for a total of \$2.9M.
	Waste Management	\$715	\$0.7M in Capital Projects spent to maintain service level needs and comply with market regulations. State of Good Repair projects accounted for \$0.6M and included replacement of Gore covers, overhead door repairs in Peel Integrated Waste Management Facility (PIWMF), flare system and Orenda site works. Ongoing investment in Anaerobic Digestion Facility (AD) was \$0.1M.

Appendix I  
2021 Capital Financial Triannual Performance Report - April 30, 2021

2021 Capital Spending (\$'000)			
Service		Actual Gross Expenditure Jan.1 - Apr. 30, 2021	Investment Highlights
	Other*	\$6,814	Invested in the following services: (1) Land Use Planning (\$0.6M) -Spending consists of: legal costs related to Regional Official Plan Amendment (\$0.4M), Provincial Growth Plan Conformity Studies (\$0.1M), and Watershed Planning (\$0.1M); (2) Chronic Disease Prevention (\$0.1M) - Wellfort Dental Clinic Upgrade to be closed in June; (3) Community Investments (\$6.0M) - Grant to City Of Mississauga for a Community Hub; (4) Heritage (\$0.1M) - Expenditures were primarily for the Collections Management System.
Thriving		\$12,671	
	Leading**	\$2,861	Expenditures for Leading include technology investments to enable a mobile workforce (\$0.2M), capital maintenance to ensure the state of good repair of Regional office facilities (\$.3M), advancement of the Enterprise Asset Management program (\$.4M) and technology infrastructure and solutions (\$1.9M).
Leading		\$2,861	
Regionally Controlled Tax Services		\$35,545	
External Agencies - Thriving			
	Peel Regional Police (PRP)	\$10,656	Investment update will be received after June 25th PRP Finance Committee Meeting.
	Ontario Provincial Police (OPP)	\$8	Southfields OPP extended office project is on track; the final phase of the project requires a facility review process for any deficiencies, Leadership in Energy and Environmental Design Standards (LEEDS) certification process and related costs. A minor \$15K remains, the project closeout is anticipated by the end of T3 2021.
	Conservation Authorities	\$2,578 Expenditure	Jim Tovey Lakeview Conservation Area Project remains on track as construction continues. Revenue from clean fill fees continues to trend high during this phase of construction and is expected to end by mid 2022. Higher spending expected this year due to the advancement of a portion of the cobble beach and construction of the manhole protection feature.
		(\$210) Recovery	
Regionally Financed External Agencies		\$13,032	
Total Property Tax Supported		\$48,577	

Appendix I  
2021 Capital Financial Triannual Performance Report - April 30, 2021

2021 Capital Spending (\$'000)		
Service	Actual Gross Expenditure Jan.1 - Apr. 30, 2021	Investment Highlights
<b>Utility Rate Supported - Thriving</b>		
	Water Supply	\$45,562  The main drivers for spending comprised of: (1) \$19.0M or 42% of spend in watermain replacement to maintain aging infrastructure in a state of good repair and system improvements; (2) \$13.5M or 30% of spend in active construction projects to support development in Peel including Burnhamthorpe Road Feedermain, Britannia Road East Feedermain, Silverthorn Reservoir and Pumping Station and Webb Drive Feedermain; (3) \$8.2 M or 18% of spend in land acquisition for yard construction; (4) \$4.9M or 11% of spend in Water Treatment Plant and pumping station construction and rehabilitation.
	Wastewater	\$33,690  The main drivers for spending comprised of: (1) \$13.4M or 40% of spend in active wastewater treatment construction and rehabilitation projects to support growth in Peel at G.E Booth and Clarkson and maintain asset condition and performance; (2) \$12.4M or 37% of spend in wastewater collection rehabilitation projects to maintain aging infrastructure in a state of good repair; (3) \$7.7M or 23% of spend in active linear construction projects to support development in Peel including Cawthra Road Sanitary Trunk Sewer, West Trunk Sewer Twinning and Duke of York Sanitary Trunk Sewer.
<b>Total Utility Rate Supported - Thriving</b>		<b>\$79,253</b>
<b>Total Region Controlled</b>		<b>\$114,798</b>
<b>Total Region</b>		<b>\$127,830</b>
*Other includes Land Use Planning, Chronic Disease Prevention, Community Investment, and Heritage, Arts & Culture. **Leading includes Corporate Services and Service Excellence & Innovation  Note: May not add up due to rounding		