











Appendix I

2021 Capital Performance and Impact on Capital Reserves and Reserve Funds – December 31, 2021 (Unaudited)

2021 Capital Spending (\$'000)		
Service	Actual Gross Expenditure Jan.1 - Dec. 31, 2021	2021 T3 Investment Highlights
Property Tax Supported		
 Early Years & Child Care	\$2,206	\$0.8 million GovGrants technology project and \$1.4 million Community-based Capital Program (CBCP). CBCP is 100% externally funded from the Ministry of Education.
 Housing Support	\$64,633	In year spending for Housing capital projects: \$25.4 million Rapid Housing phase 1 & 2; \$21.8 million for state of good repair, \$10.9 million other Housing Development; \$3.6 million Housing Master Plan projects, and \$3.0 million Housing technology.
 Long-Term Care	\$49,938	\$44.5 million expenditures primarily on Seniors Health & Wellness; total of \$3.6 million spent on replacements including: \$890 thousand distribution panels and generators, \$500 thousand beds & lift, \$282 thousand Humidifiers at Malton Village, \$281 thousand tubs & showers, \$130 thousand backflow preventer, \$112 thousand gas humidifiers and controls at Tall Pines, \$101 thousand boilers at Davis Centre and \$563 thousand expansion of parking lots.
 Paramedics	\$7,378	\$4.0 million investment in the replacement of 112 defibrillators and \$0.3 million other equipment; \$1.3 million replacement of nine ambulances; \$0.7 million state of good repair and other work on in-service paramedic stations; \$0.5 million continued work on two new satellite stations and; \$0.2 million towards the purchase of equipment for enhanced communications with the Centralized Ambulance Communications Centre.
 TransHelp	\$730	\$0.3 million spent on technology investments to enhance service delivery, \$0.2 million for TransHelp yard enhancements, and \$0.2 million on Accessible Transportation Master Plan Implementation.
Living	\$124,885	
 Roads and Transportation	\$73,675	\$44.0 million in support of regional growth with road widenings of Bovaird Drive, Queen Street, Mayfield Road, The Gore Road, Mississauga Road, Dixie Road, interchange improvements on Courtney Park Drive (in coordination with city of Mississauga and the Ministry of Transportation) and implementation of active transportation infrastructure. \$23.0 million for state of good repair projects which included corridor improvements on Erin Mills Parkway, Steeles Avenue, Dixie Road as well as structure repairs and replacements, noise and retaining walls and storm system improvements.
 Waste Management	\$12,087	\$12.1 million to maintain service level needs and comply with market regulations. \$4.9 million for state of good repair projects including replacement of Gore covers at Peel Curing facility, repair of overhead door at Peel Integrated Waste Management facility, repair of flare system and Orenda site works. \$2.5 million was spent on the purchase of collection carts to service new residents and replace damaged carts. \$1.5 million was spent on the Anaerobic Digestion (AD) facility for outstanding commitments (procurement of AD was cancelled by Council in July 8, 2021 Council Resolution #2021-902).



Appendix I

2021 Capital Performance and Impact on Capital Reserves and Reserve Funds – December 31, 2021 (Unaudited)

2021 Capital Spending (\$'000)			
Service	Actual Gross Expenditure Jan.1 - Dec. 31, 2021	2021 T3 Investment Highlights	
Other ¹	\$9,849	Invested in the following services: (1) \$6.3 million Community Investment - Community Hubs: \$6.0 million Grant to city of Mississauga and \$0.3 million to city of Brampton; (2) \$0.1 million Chronic Disease Prevention - Wellfort Dental Clinic upgrade; (3) \$2.1 million Land Use Planning - \$0.8 million for Regional Official Plan Amendments and Official Plan Review, \$0.5 million for Provincial Growth Plan Conformity Studies, \$0.3 million for Watershed Planning and \$0.2 million for Greenlands Securement; (4) \$1.3 million Heritage - Expenditures were mainly for \$0.7 million Mould Remediation, \$0.3 million Heating, Ventilation, and Air Conditioning (HVAC), and \$0.1 million Collections Management System.	
Thriving	\$95,611		
 Leading ²	\$13,796	Expenditures for Leading include \$6.3 million technology infrastructure and solutions, \$4.6 million advancement of the Enterprise Asset Management program, and \$1.9 million capital maintenance to ensure the state of good repair of Regional office facilities.	
Leading	\$13,796		
Regionally Controlled Services	\$234,292		
External Agencies - Thriving			
	Peel Regional Police (PRP)	\$60,184	Peel Regional Police's year-to-date capital spending of \$60.2 million includes \$33.8 million for renovation, maintenance and expansion of facilities and \$19.7 million for purchases of information technology assets, \$3.5 million for vehicles, and \$3.2 million for specialized and operational equipment.
	Ontario Provincial Police (OPP)	\$124	Southfields OPP extended office project is complete, the project closeout will take place in T1 (2022). The Caledon OPP Seniors centre expansion project is underway and is now in the construction phase. This project is anticipated to be completed and closed by T3 (2023). The OPP Minor Ancillary building project is now in the construction phase and anticipated to be completed by T3 (2022).
	Conservation Authorities	\$8,500	Jim Tovey Lakeview Conservation Area Project remains on track as construction continues. Revenue from clean fill fees has declined as capacity at the site declines. Fill deliveries to the site will likely close in 2022 as will resulting revenues from the fill material. Activities include completion of the three islands and design of public realm elements.
		\$(2,671)	
Regionally Financed External Agencies	\$66,137		
Total Property Tax Supported	\$300,429		

Appendix I

2021 Capital Performance and Impact on Capital Reserves and Reserve Funds – December 31, 2021 (Unaudited)

2021 Capital Spending (\$'000)		
Service	Actual Gross Expenditure Jan.1 - Dec. 31, 2021	2021 T3 Investment Highlights
Utility Rate Supported - Thriving		
 Water Supply	\$149,019	The main drivers for spending comprised of: (1) \$56.3 million or 38% of spend on maintaining aging transmission and distribution infrastructure in a state of good repair and system improvements including watermain replacement; (2) \$36.6 million or 25% of spend on active transmission and distribution construction projects to support development in Peel including Burnhamthorpe road Feedermain and Mayfield Road Feedermain; (3) \$23.7 million or 16% of spend on Water Treatment Plant construction and rehabilitation; (4) \$18.7 million or 13% of spend on land acquisition for yard construction and vehicle and gas powered equipment.
 Wastewater	\$148,488	The main drivers for spending comprised of: (1) \$52.1 million or 35% of spend on active linear construction projects to support development in Peel including East-West diversion, Centre View Sanitary Trunk Sewer, West Trunk Sewer Twinning and Duke of York Sanitary Trunk Sewer; (2) \$47.0 million or 31% of spend on active wastewater treatment construction and rehabilitation projects to support growth in Peel at G.E. Booth and Clarkson and maintain asset condition and performance; (3) \$36.7 million or 25% of spend on wastewater collection rehabilitation projects to maintain aging infrastructure in a state of good repair.
Total Utility Rate Supported - Thriving	\$297,507	
Total Regionally Controlled Services	\$531,799	
Total Region	\$597,936	
¹ Other includes Land Use Planning, Chronic Disease Prevention, Community Investment, and Heritage, Arts & Culture ² Leading includes Corporate Services, and Service Excellence & Innovation		