

FOR OFFICE USE ONLY

MEETING DATE YYYY/MM/DD 2022/05/19	MEETING NAME Diversity, Equity, and Anti-Racism Committee
---------------------------------------	--

Attention: Regional Clerk
Regional Municipality of Peel
10 Peel Centre Drive, Suite A
Brampton, ON L6T 4B9
Phone: 905-791-7800 ext. 4582
E-mail: council@peelregion.ca

DATE SUBMITTED YYYY/MM/DD 2022/04/28

NAME OF INDIVIDUAL(S) Angela Carter + Liz Estey Noad
--

POSITION(S)/TITLE(S) Executive Director + Director, System Planning – Peel Mass Vaccination Program

NAME OF ORGANIZATION(S) Roots Community Services + Region of Peel

E-MAIL angela@rootscs.org + elizabeth.estey@peelregion.ca	TELEPHONE NUMBER	EXTENSION
---	------------------	-----------

REASON(S) FOR DELEGATION REQUEST (SUBJECT MATTER TO BE DISCUSSED) Health Equity in Practice: working with the community to drive Peel's Mass Vaccination Program
--

A formal presentation will accompany my delegation <input checked="" type="checkbox"/> Yes <input type="checkbox"/> No		
Presentation format: <input checked="" type="checkbox"/> PowerPoint File (.ppt) <input type="checkbox"/> Adobe File or Equivalent (.pdf)		
<input type="checkbox"/> Picture File (.jpg)	<input type="checkbox"/> Video File (.avi,.mpg)	<input type="checkbox"/> Other <input type="text"/>
Additional printed information/materials will be distributed with my delegation : <input type="checkbox"/> Yes <input checked="" type="checkbox"/> No <input type="checkbox"/> Attached		

Note:
Delegates are requested to provide an electronic copy of all background material / presentations to the Clerk's Division at **least ten (10) business days prior** to the meeting date so that it can be included with the agenda package. **In accordance with Procedure By-law 56-2019, as amended, delegates appearing before Regional Council or Committee are requested to limit their remarks to 5 minutes and 10 minutes respectively (approximately 5/10 slides).**
Delegates should make every effort to ensure their presentation material is prepared in an [accessible format](#).
Once the above information is received in the Clerk's Division, you will be contacted by Legislative Services staff to confirm your placement on the appropriate agenda.

Notice with Respect to the Collection of Personal Information
(Municipal Freedom of Information and Protection of Privacy Act)

Personal information contained on this form is authorized under Section 5.4 of the Region of Peel Procedure By-law 56-2019, as amended, for the purpose of contacting individuals and/or organizations requesting an opportunity to appear as a delegation before Regional Council or a Committee of Council. The Delegation Request Form will be published in its entirety with the public agenda. The Procedure By-law is a requirement of Section 238(2) of the *Municipal Act, 2001*, as amended. Please note that all meetings are open to the public except where permitted to be closed to the public under legislated authority. All Regional Council meetings are audio broadcast via the internet and will be posted and available for viewing subsequent to those meetings. Questions about collection may be directed to the Manager of Legislative Services, 10 Peel Centre Drive, Suite A, 5th floor, Brampton, ON L6T 4B9, (905) 791-7800 ext. 4462.

Please save the form to your personal device, then complete and submit via email attachment to council@peelregion.ca

Health Equity in Practice

DEAR Committee
May 19, 2022

Angela Carter

Executive Director
Roots Community Services

Liz Estey Noad

Director – System Planning
Mass Vaccination Program, Region of Peel

Anti-Black Racism Declared a Public Health Crisis in 2020

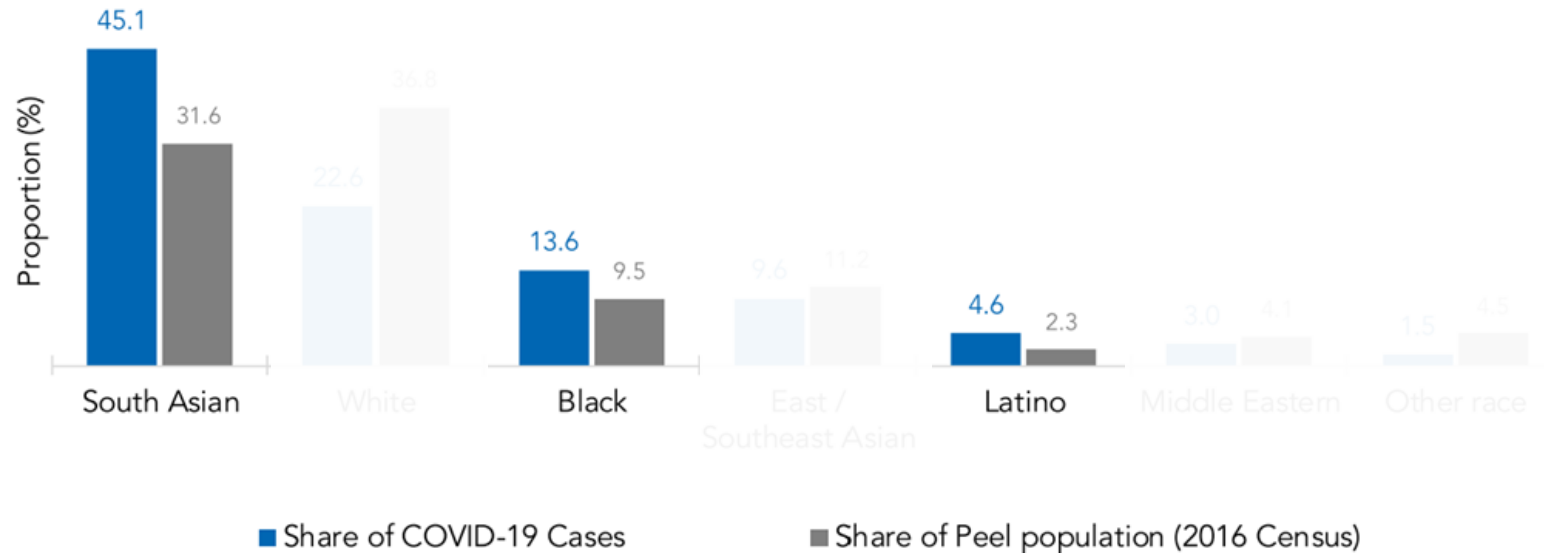


NEWS

Peel declares an anti-Black racism crisis in Brampton, Caledon and Mississauga

COVID-19 Pandemic Context

Figure 1. Share of COVID-19 cases and the general population in Peel by race category (n=3,880): April 13, 2020 to July 15, 2020



Health inequities have been factors in the lives of Ontario's racialized populations for a long time

Interventions developed to respond to the pandemic for each community were tailored based on need and not a one-size-fits-all approach

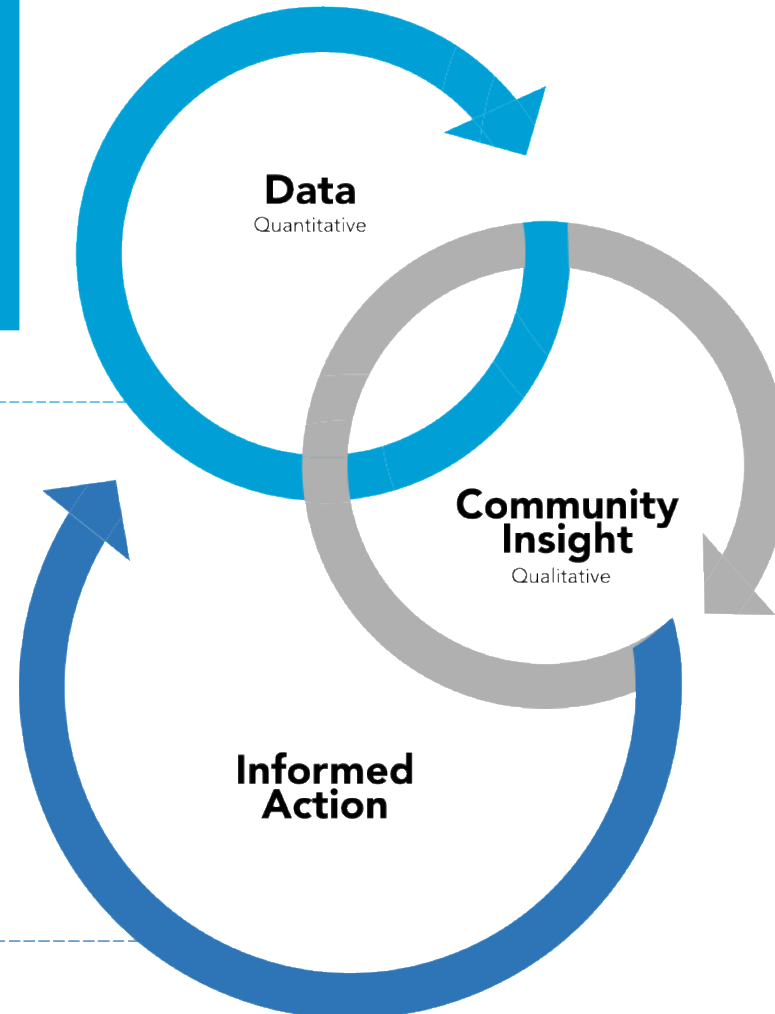
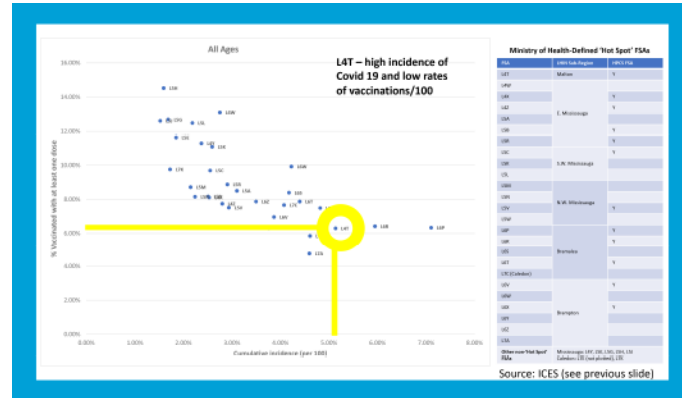
Health Equity in Action:

The Malton Community

Example #1

These population figures are based on a 2020 estimate derived from the 2016 from Environics.

Coming Together (How Change Happened)



The Change that Happened

% increase in first dose vaccine uptake between periods by FSA and age groups, January 4 to May 2, 2021

FSA	00-04	05-11	12-17	18-24	25-29	30-34	35-39	40-44	45-49	50-54	55-59	60-64	65-69	70-74	75-79	80+	Total	5	Rank
L4T	15.80%	3.03%	0.00%	8.06%	4.27%	3.74%	3.53%	3.42%	2.17%	2.19%	1.77%	2.62%	2.45%	1.65%	1.70%	5.52%	5.52%	5.1	1
L4W	12.27%	3.04%	2.43%	3.09%	3.33%	1.40%	1.97%	1.47%	1.22%	1.02%	1.77%	0.84%	1.26%	0.41%	1.12%	2.30%	2.30%	2.3	26
L4X	16.22%	2.64%	3.22%	5.02%	1.90%	2.62%	3.40%	1.92%	1.43%	2.16%	1.42%	1.24%	1.01%	1.31%	0.00%	3.23%	3.23%	3.41	15
L4Y	12.77%	2.88%	2.73%	3.65%	3.11%	2.75%	1.80%	1.99%	1.58%	1.20%	1.65%	1.02%	1.64%	0.31%	0.49%	2.66%	2.66%	2.80%	
L4Z	15.96%	3.01%	3.11%	4.05%	3.22%	2.71%	1.90%	1.67%	1.36%	1.50%	1.37%	1.36%	1.05%	1.29%	0.61%	3.25%	3.25%	3.42%	13
L5A	16.22%	2.98%	3.40%	3.54%	3.49%	2.58%	1.58%	2.29%	1.45%	0.83%	1.08%	1.20%	0.93%	0.60%	0.30%	3.01%	3.01%	3.17%	18
L5B	17.00%	3.27%	0.00%	5.00%	5.65%	4.25%	2.47%	1.73%	2.23%	1.88%	2.42%	2.05%	1.01%	0.68%	0.81%	4.49%	4.49%	4.76%	4
L5C	12.27%	3.04%	2.43%	3.09%	3.33%	1.40%	1.97%	1.47%	1.22%	1.02%	1.77%	0.84%	1.26%	0.41%	1.12%	2.30%	2.30%	2.3	22
L5E	12.98%	1.80%	2.48%	3.21%	1.12%	1.64%	1.82%	1.39%	0.55%	0.81%	1.20%	0.73%	0.65%	0.25%	1.57%	1.57%	2.07%	30	
L5G	12.58%	3.03%	2.09%	3.13%	1.68%	0.83%	1.56%	1.05%	1.23%	0.55%	1.72%	0.90%	0.85%	0.46%	2.11%	2.11%	2.21%	28	
L5H	9.78%	2.44%	1.44%	1.77%	2.93%	2.09%	1.21%	1.56%	1.04%	0.90%	1.90%	0.64%	1.32%	1.47%	0.23%	2.02%	2.02%	2.10%	29
L5J	14.05%	1.84%	2.63%	2.52%	2.33%	1.73%	1.77%	0.90%	1.03%	1.05%	0.93%	0.94%	0.60%	0.10%	0.19%	2.25%	2.25%	2.36%	27
L5K	12.74%	2.44%	6.48%	2.50%	1.35%	2.08%	0.00%	0.99%	0.94%	1.19%	1.36%	1.47%	1.45%	0.68%	0.00%	2.68%	2.68%	2.82%	24
L5L	13.84%	2.89%	6.12%	2.18%	1.51%	1.97%	1.89%	1.89%	1.10%	1.10%	0.99%	0.89%	0.77%	0.38%	0.10%	2.91%	2.91%	3.04%	21
L5M	17.04%	1.78%	1.88%	1.96%	3.29%	2.52%	1.44%	1.03%	0.95%	0.91%	0.84%	1.57%	1.46%	1.18%	0.83%	3.01%	3.01%	3.14%	19
L5N	16.96%	1.78%	1.88%	1.96%	3.29%	2.52%	1.44%	1.03%	0.95%	0.91%	0.84%	1.57%	1.46%	1.18%	0.83%	2.72%	2.72%	2.86%	23
L5R	18.99%	2.16%	0.83%	4.00%	3.27%	2.77%	1.89%	2.00%	1.47%	1.96%	1.16%	1.03%	1.15%	1.88%	0.54%	3.36%	3.36%	3.51%	12
L5V	17.57%	2.07%	2.37%	3.11%	3.29%	2.99%	1.47%	0.84%	1.14%	1.03%	1.48%	1.13%	1.12%	0.65%	0.97%	3.01%	3.01%	3.14%	20
L5Y	15.80%	3.03%	0.00%	8.06%	4.27%	3.74%	3.53%	3.42%	2.17%	2.19%	1.77%	2.62%	2.45%	1.65%	1.70%	5.52%	5.52%	5.4	16
L6P	16.79%	1.99%	0.00%	-1.35%	3.25%	2.49%	1.84%	1.33%	1.24%	1.72%	1.89%	2.25%	2.74%	2.59%	1.44%	3.95%	3.95%	4.18%	10
L6R	18.56%	2.19%	0.00%	-6.46%	3.26%	2.21%	1.24%	1.14%	0.99%	1.80%	2.23%	2.69%	2.23%	2.23%	0.87%	4.21%	4.21%	4.48%	6
L6S	17.27%	2.42%	0.00%	5.87%	4.53%	4.17%	2.80%	2.48%	1.46%	1.21%	1.31%	1.32%	0.29%	1.15%	0.60%	4.04%	4.04%	4.27%	8
L6T	17.08%	2.96%	0.00%	4.96%	3.89%	2.55%	2.65%	2.20%	1.31%	1.44%	1.08%	1.51%	1.48%	0.34%	0.81%	4.01%	4.01%	4.27%	9
L6V	17.29%	3.11%	0.00%	5.75%	3.35%	2.97%	2.12%	1.40%	1.14%	1.52%	2.22%	1.93%	1.45%	0.43%	1.17%	4.11%	4.11%	4.39%	7
L6W	17.67%	2.63%	0.00%	4.12%	3.37%	2.27%	2.97%	2.23%	1.34%	1.78%	1.37%	0.50%	0.56%	1.02%	0.67%	3.70%	3.70%	3.92%	11
L6X	17.96%	2.08%	0.00%	-0.52%	3.81%	2.15%	1.81%	1.26%	1.36%	2.26%	2.24%	2.50%	2.44%	1.88%	0.67%	4.41%	4.41%	4.70%	5
L6Y	18.66%	2.57%	0.00%	-11.19%	2.77%	2.40%	1.77%	1.26%	1.82%	1.75%	2.19%	1.98%	1.53%	1.56%	0.91%	4.73%	4.73%	5.02%	3
L6Z	14.93%	2.66%	0.00%	3.45%	3.03%	2.02%	1.70%	1.22%	1.68%	1.16%	1.46%	1.43%	0.61%	1.61%	0.82%	3.22%	3.22%	3.41%	14
L7A	20.35%	2.49%	0.00%	-1.64%	3.60%	2.07%	1.85%	1.47%	1.25%	2.70%	3.45%	4.55%	4.05%	2.22%	1.12%	4.93%	4.93%	5.33%	2
L7C	15.21%	2.27%	0.00%	2.62%	2.02%	2.28%	1.14%	1.55%	1.64%	0.79%	0.00%	0.00%	0.00%	0.00%	0.00%	3.11%	3.11%	3.30%	17
L7E	9.44%	1.41%	0.99%	2.31%	1.90%	1.85%	1.12%	1.61%	1.11%	0.70%	1.12%	1.52%	1.86%	1.18%	0.00%	1.87%	1.87%	1.98%	31
L7K	9.12%	1.90%	0.00%	2.20%	1.59%	1.17%	2.33%	1.26%	0.31%	0.00%	0.00%	0.00%	0.00%	0.00%	-0.40%	1.45%	1.45%	1.50%	32
Peel	16.85%	2.37%	0.00%	4.24%	3.39%	2.56%	1.84%	1.48%	1.30%	1.41%	1.64%	1.79%	1.58%	1.27%	0.75%	3.61%	3.61%	3.81%	

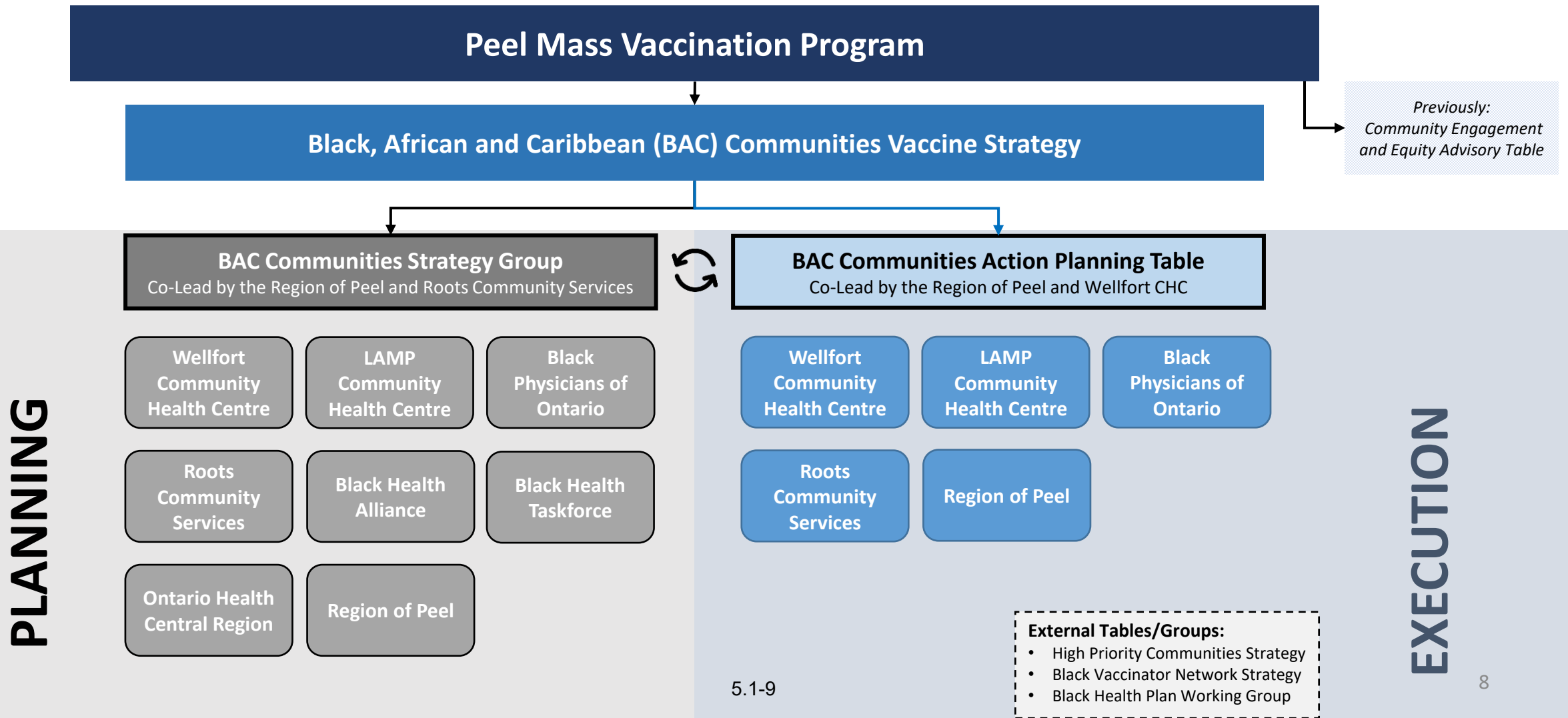
FOR INTERNAL PLANNING USE ONLY.

Health Equity in Action:

Working with Black, African and Caribbean Communities in Peel

Example #2

Working collaboratively for meaningful change



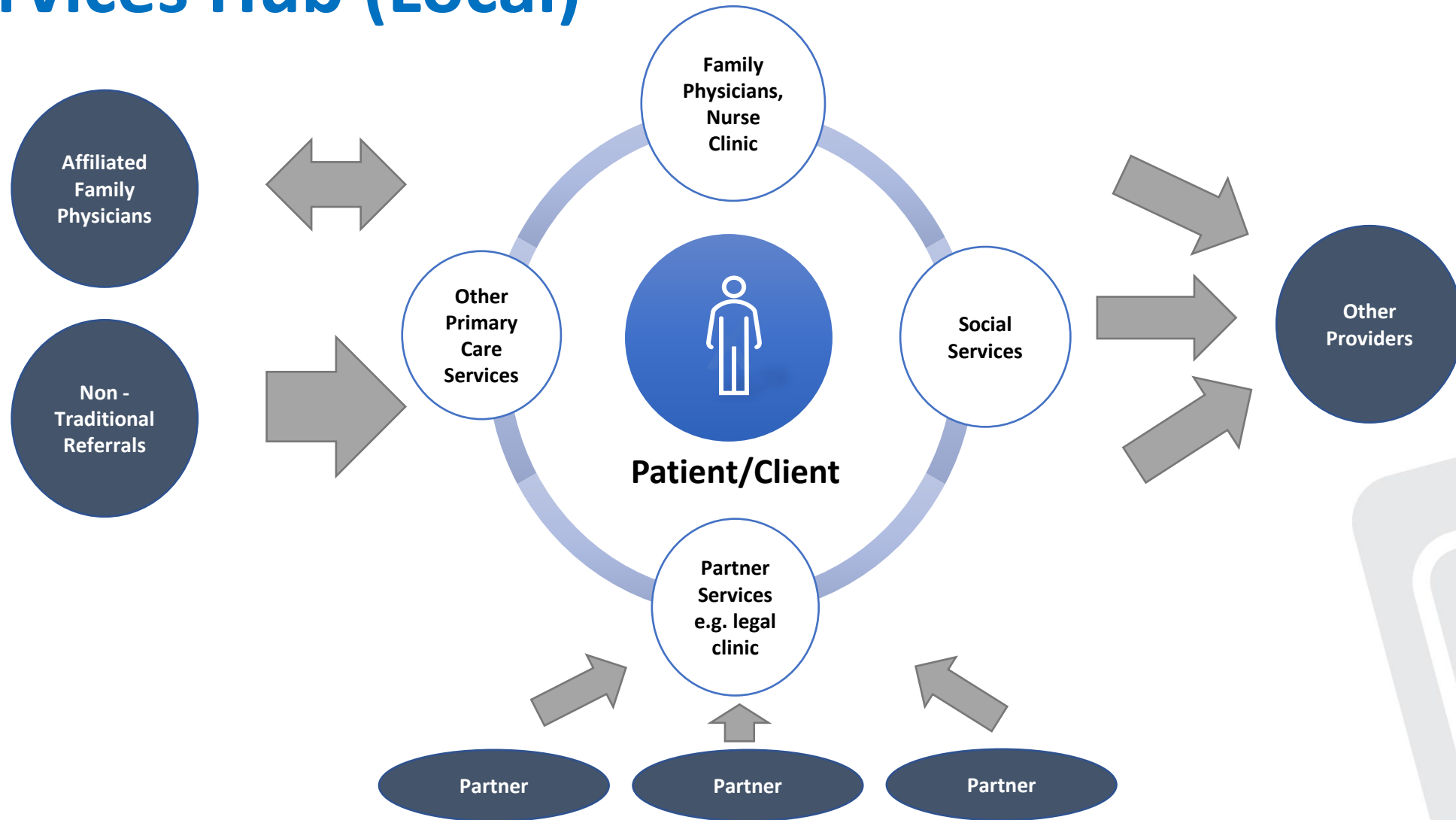
Coming Together (How Change Happened)



- Countless community conversations
- 11 clinics, 40+ clinic days, 16,000+ doses for the BAC community
- Family-focused webinars, health fairs, and more



BAC Communities Integrated Health & Social Services Hub (Local)



A long journey
that needs to
continue

"IF YOU WANT TO
GO FAST,
GO ALONE.
IF YOU WANT
TO GO FAR,
GO TOGETHER."