




















2021 Budgeted Service Targets

Service	Service Measure	2021 Target	2021 Actuals
Property Tax Supported			
Living			
 Income Support	Number of households supported monthly	19,180	11,128
 Community Investment	Number of residents served through agencies	735,500	1,594,487
 Early Years and Child Care	Number of child care subsidies	16,000	8,151
 Housing Support	Average number of housing subsidies	11,600	11,372
	Serving clients in emergency and transitional shelters	4,800	2,786
 Paramedics	Number of emergency calls responded	135,000	140,621
 Long-Term Care	Providing residents with quality care through five long term care homes	900	757
 Adult Day	Providing days of care to support clients and their caregivers	38,100	17,527 (virtual) 3,513 (In-person)
 TransHelp	Number of trips provided	744,000	286,281
Thriving			
 Chronic Disease Prevention	Number of children screened	95,000	
	Number of children identified with urgent dental conditions	11,500	

2021 Budgeted Service Targets

Service	Service Measure	2021 Target	2021 Actuals
Property Tax Supported			
 Infectious Disease Prevention	Number of inspections conducted	11,000	1,743
	Number of food premises inspected	6,259	769
 Roads and Transportation	Lane kilometres of roads maintained	1,688	1,682
	Number of structures managed	183	185
	Number of signalized intersections managed	476	461
 Waste Management	Tonnage of waste managed	552,000	575,000
 Land Use Planning	Number of development submissions reviewed	3,200	3,204
 Heritage Arts and Culture	Number of visitors	30,000	12,927
External Agencies - Thriving			
 Peel Regional Police (PRP)	Citizen Initiated Events	248,000	230,370
 Ontario Provincial Police (OPP)	Number of Calls for Service	24,750	34,890
 Conservation Authorities	Hectares regulated and managed	37,880	37,965
	Number of trees, shrubs and seedlings planted	175,000	171,500
Utility Rate Services - Thriving			
 Wastewater	Number of customer accounts managed	336,550	331,865
	Wastewater treated per day (in million litres)	696	659
 Water	Number of customer accounts managed	343,150	338,081
	Water treated per day (in million litres)	590	590