

FOR OFFICE USE ONLY		Attention: Regional Clerk Regional Municipality of Peel 10 Peel Centre Drive, Suite A Brampton, ON L6T 4B9 Phone: 905-791-7800 ext. 4582 E-mail: <a href="mailto:council@peelregion.ca">council@peelregion.ca</a>	
MEETING DATE YYYY/MM/DD 2024/03/21	MEETING NAME Regional Council		
DATE SUBMITTED YYYY/MM/DD 2024/02/23			
NAME OF INDIVIDUAL(S) 1.) Doug Allingham, 2.) Michele McKenzie, 3.) Karen Mazurkewich			
POSITION(S)/TITLE(S) 1.) Board Chair, 2.) Board Member and 3.) Vice President, Stakeholder Relations and Communications			
NAME OF ORGANIZATION(S) Greater Toronto Airports Authority (GTAA)			
E-MAIL See list below	TELEPHONE NUMBER 4167763000	EXTENSION	
INDIVIDUAL(S) OR ORGANIZATION(S) ADDRESS 3111 Convair Dr, Mississauga, ON, L5P 1C2			
REASON(S) FOR DELEGATION REQUEST (SUBJECT MATTER TO BE DISCUSSED) 1.) <a href="mailto:doug.allingham@gtaa.com">doug.allingham@gtaa.com</a> , 2.) <a href="mailto:michele@mckenziestrategies.ca">michele@mckenziestrategies.ca</a> and 3.) <a href="mailto:karen.mazurkewich@gtaa.com">karen.mazurkewich@gtaa.com</a>  Reason: This is the annual nominator presentation update to the region that nominates to the GTAA's Board of Directors for Peel Region. These updates keep the nominator bodies informed about Toronto Pearson's activities and ensure we address any questions raised by council members.			
A formal presentation will accompany my delegation <input checked="" type="checkbox"/> Yes <input type="checkbox"/> No			
Presentation format: <input checked="" type="checkbox"/> PowerPoint File (.ppt) <input checked="" type="checkbox"/> Adobe File or Equivalent (.pdf) <input type="checkbox"/> Picture File (.jpg) <input type="checkbox"/> Video File (.avi,.mpg) <input type="checkbox"/> Other <input type="text"/>			
Additional printed information/materials will be distributed with my delegation : <input type="checkbox"/> Yes <input checked="" type="checkbox"/> No <input type="checkbox"/> Attached			

Please save the form to your personal device, then complete and submit via email attachment to [council@peelregion.ca](mailto:council@peelregion.ca)

**Note:**

Delegates are requested to provide an electronic copy of all background material / presentations to the Clerk's Division if possible 72 hours prior to the meeting start time. **Delegation requests and/or materials received after 9:30 a.m. on the Wednesday prior to the meeting will not be provided to Members.**

Delegates should make every effort to ensure their presentation material is prepared in an accessible format. Once the above information is received in the Clerk's Division, you will be contacted by Legislative Services staff to confirm your placement on the appropriate agenda.

**In accordance with the Region of Peel Procedure By-law, delegates appearing before Regional Council or Committee are requested to limit their remarks to 5 minutes and 10 minutes respectively (approximately 5/10 slides).** Delegations may only appear once on the same matter within a one-year period, unless a recommendation pertaining to the same matter is included on the agenda within the one-year period and only to provide additional or new information.

**Notice with Respect to the Collection of Personal Information**  
*(Municipal Freedom of Information and Protection of Privacy Act)*

Personal information contained on this form is authorized under Section 4.4 of the Region of Peel Procedure By-law 27-2022, as amended, for the purpose of contacting individuals and/or organizations requesting an opportunity to appear as a delegation before Regional Council or a Committee of Council. The completed Delegation Request Form will be redacted and published with the public agenda. The Procedure By-law is a requirement of Section 238(2) of the Municipal Act, 2001, as amended. Please note that all meetings are open to the public except where permitted to be closed to the public under legislated authority. All Regional Council and Committee meetings are live streamed via the internet and meeting videos are posted and available for viewing subsequent to those meetings. Questions about collection may be directed to the Manager of Legislative Services, 10 Peel Centre Drive, Suite A, 5th floor, Brampton, ON L6T 4B9, (905) 791-7800 ext. 4462.



# 2023 GTAA Annual Update Peel Region

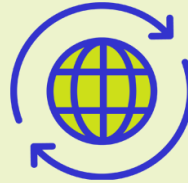
March 21, 2024

# Toronto Pearson and Region of Peel

## Partners in economic growth



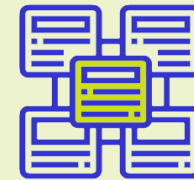
Nearly 8,200 **residents of Peel Region** hold jobs at Toronto Pearson and GTAA procured around **\$202 million** with 196 companies located in Peel Region



With connectivity to over **175 global destinations**, Toronto Pearson supports the **competitiveness** of Toronto businesses, facilitates **inbound visitor spending**



Ongoing **job opportunities for residents** through Pearson's first **airport-wide job portal**, with an average of 100 new job postings per month

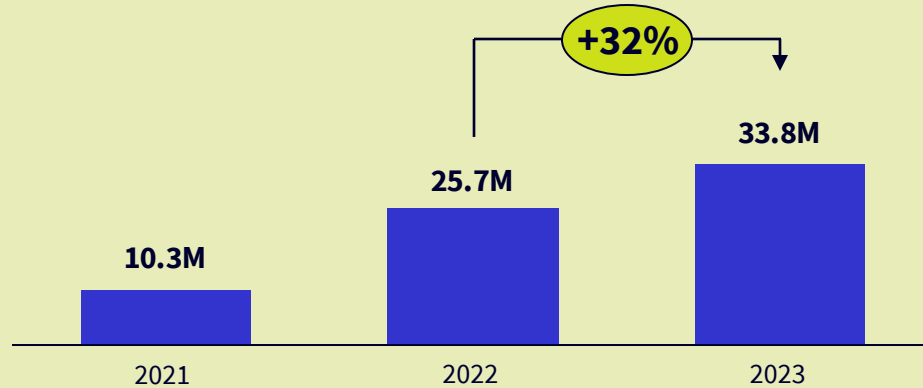


**Pearson Works** is a new program to support **reskilling** and **upskilling** of employees

# 2023 has been a year of growth and improvement

## GTAA driving performance improvements during hockey-stick growth in 2023

### Passengers (#s in Millions) - Q1/Q2/Q3



### Driving performance improvement

- Re-engineering processes, more employees
- Implementing new technologies, leveraging **real time data**



### New performance culture for 400+ airport employers

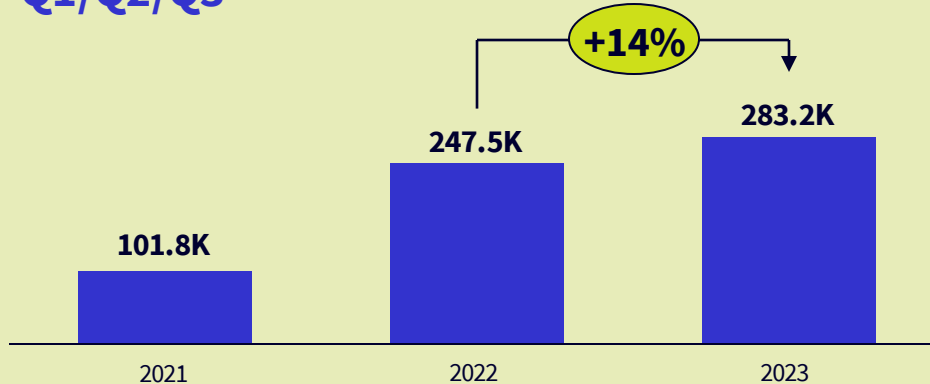
- Shared **commitments, expectations and accountabilities** for partners and ourselves at Toronto Pearson Standard.



### Clear metrics for on-time performance and baggage delivery

- Rates agreement that offers **financial incentives** to airlines to improve operational performance and passenger experience at YYZ.

### Aircraft Movements (#s in Thousands) - Q1/Q2/Q3



# Improved Operational Performance in 2023 compared to 2022

Toronto Pearson has been named the "Best Airport over 40 million passengers in North America" for the sixth time in seven years by Airports Council International (ACI) - World.



## Overall OTP continues to improve - 7% over 2022

- Departures improved by 9%; Arrivals by 4%
- Airline challenges continue, Pearson adding incentives to increase OTP

## All border and security agencies surpassed wait time targets, even during peak periods

- Only 91 flights held in 2023, versus 5,140 in 2022

## Baggage system operated more consistently, with few events resulting in missed bags – about 80% reduction in complaints

- Performed above target for outbound bags
- New agreements for baggage handler drove performance-based changes

## Changes in traveller demographics

- More usage of digital tools - 38% between the ages of 18-30

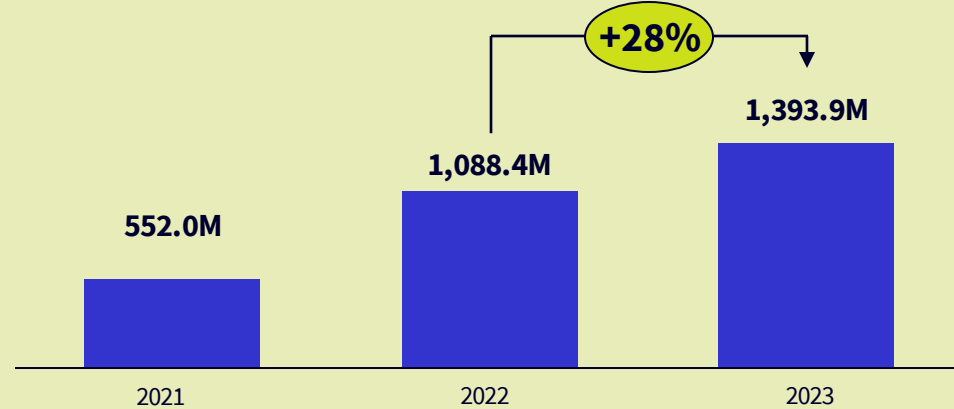
## March Break Performance

- Daily average of around **1,000 flights, and 100,000** during March Break – **7% increase from 2023**
- Around **140,00 passengers** travelled through our airport – a **9% increase from 2023**.

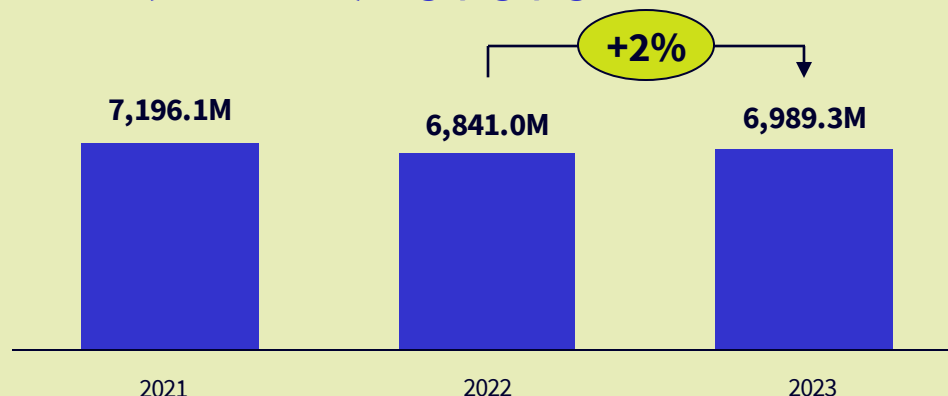
# 2023 has seen stronger financial performance

High travel demand has driven stronger revenues and net income in 2023, but now requires higher capital expenditures funded through cash flow

## Total Revenues (\$Millions) - Q1/Q2/Q3



## Total Debt (\$Millions) - Q1/Q2/Q3



## BUT the impact of the pandemic lingers

- Took on \$800 million in debt to keep airport open when passenger **traffic dropped 80%**
- Paid the federal government **\$350 million in rent** during the pandemic
- Meanwhile, US airports received **\$40 billion in operating and capital** during the pandemic
- Airport now focused on **recovery** and investment in aging infrastructure to improve **operational efficiencies**

# Airport Zoning & Land Use

- Prudent land use planning in the vicinity of airports is crucial to ensuring that operations are not impacted by new developments.
- Recent development proposals represent **a serious risk to airport operations and our supply chains**. High buildings cause serious disruptions to flight paths and reduce ability of planes to come into the airport and could threaten long-haul flights.
- In addition to operational issues, there is a huge economic loss to the regional economy.
- One proposed development in Toronto would require 787-9 Dreamliners to **reduce cargo by 4.4 tonnes** - at an economic cost of **\$533,000 per flight to our region**.
- Working with municipalities to advocate with us for the protection of airport operation and employment lands.





# Transforming the airport and putting the joy back in travel

## A transformative, 10-year capital program - 65 million passenger by early 2030's

- Toronto Pearson has the same footprint as Atlanta airport
- **Restore aging airport infrastructure** and enhance the **passenger experience**
- Protect Canada's **direct global air connectivity** through Toronto Pearson
- Implement a digital environment to make **data driven decisions** for more predictable and efficient operations
- Advocating for **transit connections** for employees and passengers which frees up road capacity for movement of cargo
- Reduce environmental impacts while **advancing Canada's climate goals and energy transition.**
- **Industry Forum set for mid-April** will explore huge economic opportunities for the region



# Our path forward is together

## Building the future airport and passenger experience with our partners

- Seek to **align objectives** with regional objectives, e.g., transit, high frequency rail
- Undertake procurement that offers inclusive **business and investment opportunities**, creating thousands of jobs
- Build **affordably** and **sustainably**
- Support this work with a comprehensive, collaborative engagement process – **engaging 150+ stakeholder groups in the region** and across the country

**What happens at Toronto Pearson matters to us all.**





Thank you