



# 2024 Community Investment Program Update

Presenters:

Arlene Coventry-Bauer, Manager Community Investment  
Grace Kahara, Advisor Community Investment

Region of Peel, Community Investment  
November 13<sup>th</sup>, 2025



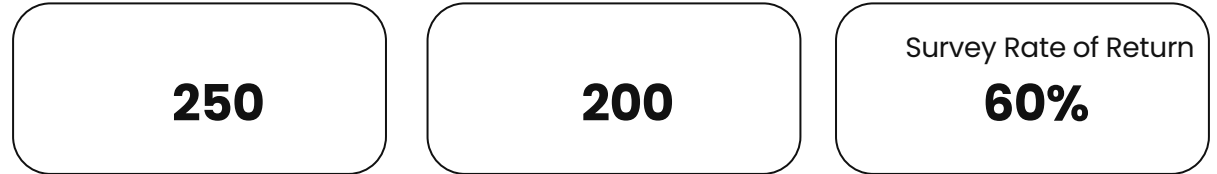
# About the Community Investment Program

Fund Name	Number of Grants 2024	Total Request for Funding	Total Funding Allocations 2024
Core Fund	115	\$9,959,283	\$ 8,663,118
Food Insecurity Fund	16	\$7,811,531	\$ 3,334,929
B3 Fund	15	\$3,127,708	\$ 635,566
Emergency Sustainability Fund – Safe Center	1	\$250,000	\$ 250,000
Supplemental Fund - Metamorphosis Network	1	\$300,000	\$ 300,000
<b>Total 2024 demand/funding</b>	148	\$21,448,522	\$13,193,614

# 2024 Community Investment Program



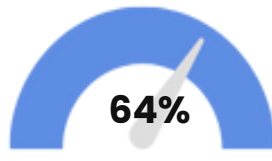
## CIP ANNUAL AGENCY SERVICE 2024 RESULTS



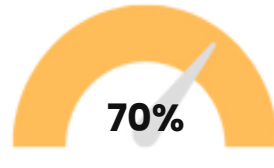
## ONLINE TECHNOLOGY – GOVGRANTS PORTAL



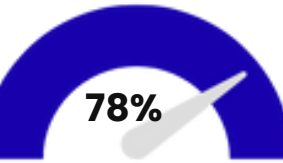
GovGrants online portal is user friendly



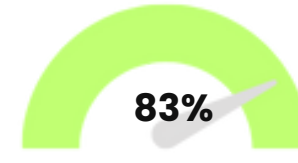
Instructions for the Fund Reports were clear



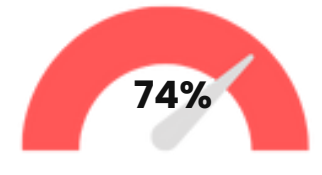
CIP Resources were useful



CIP Team Responded to Agency in a timely manner



CIP Funding Aligned to the Needs of the Agency



Have increased knowledge of CIP Funds and reporting process

## BENEFITS

- Improve Program Effectiveness
- Enhance Transparency and Accountability
- Benchmark Trends
- Build Strong Sector Relationships

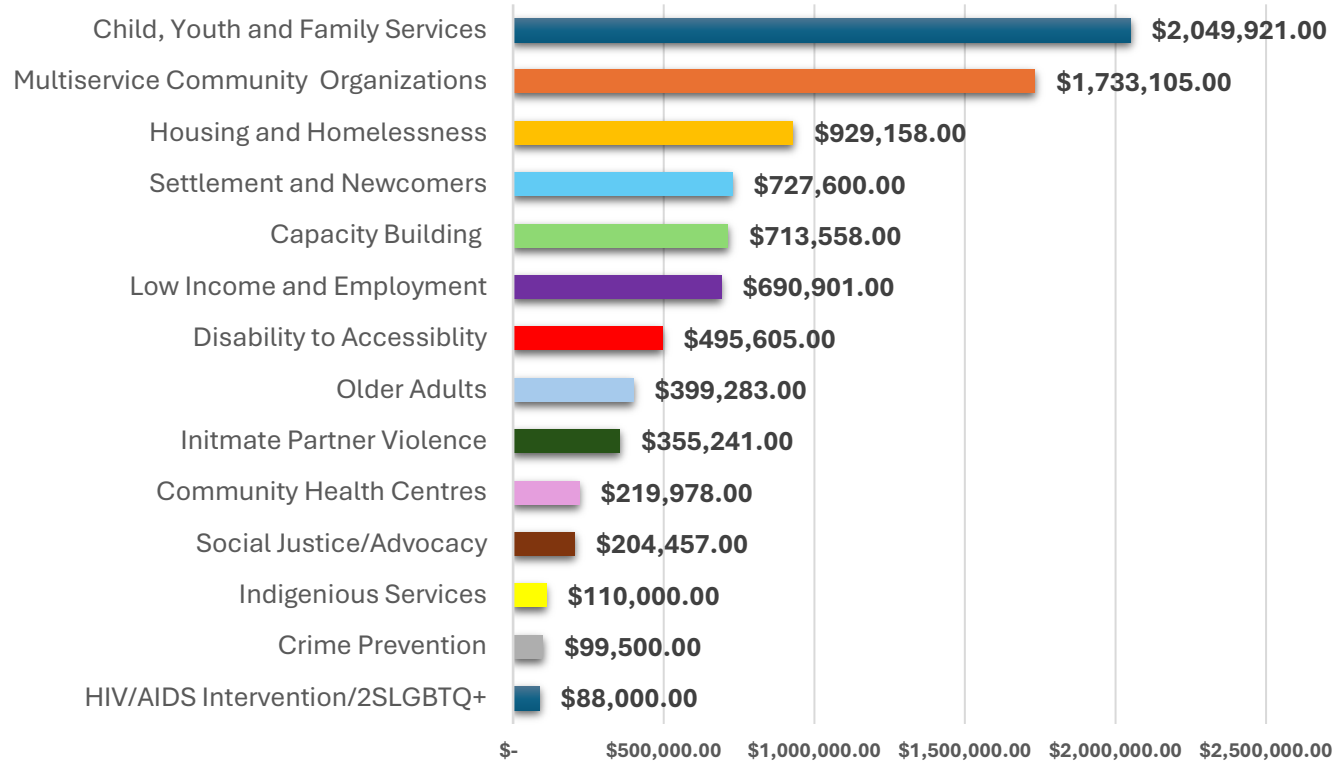


# 2024 Community Investment Program

**CORE FUNDING**

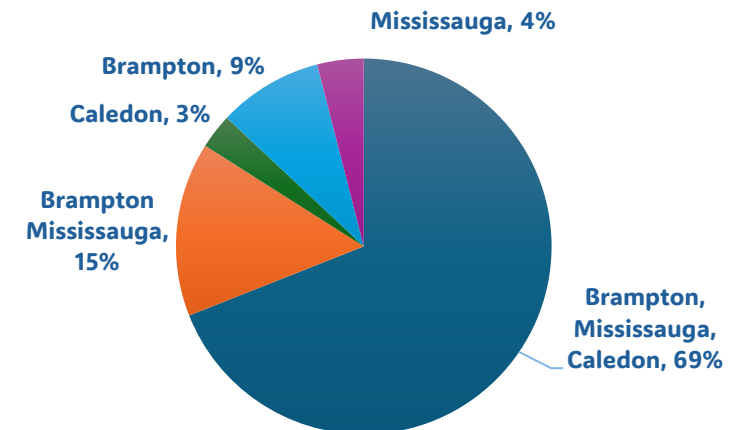
**Funding Allotment**  
**\$8,663,118**

**Number of Funded Groups**  
**116**



**1450**  
**Volunteers**

## Where Services are Offered



# 2024 Community Investment Program

**FOOD INSECURITY FUNDING**

**Funding Allotment**  
**\$3,344,118**

**Number of Funded Groups**  
**16**

## 2025 Food Insecurity Community Advisory Cttee



**2025 Fund Co-Designed with  
Community Stakeholders**



**Town of Caledon – Mobile Food Truck**  
CCS has distributed over 293,079 pounds of food to 1,391 clients and expanded mobile food distribution three times per week to underserved rural communities.




**Brampton – Brampton Food Hub/Knights Table** supported over 321,406 food bank visits to over 10,000 unique clients served through the BFH.



**Mississauga – Food Banks** Mississauga. Financial resources supported FBM to procure and distribute food to over 50,000 Mississaugans through 503,706 food bank visits.

**Over 111,574**  
**Total Low Income & Vulnerable**  
**Residents Served**

**44,000 Sq ft**  
**Doubled warehouse capacity and**  
**increased chilled storage by**  
**300%**





# What's Next in 2026

- **2026 Release multiyear Core Fund**
- **Continue to support and promote Cross Collaborative Partnerships for long term sustainability**
- **Capacity Building to support Organizational Resilience**